राष्ट्रीय परीक्षा एजेंसी
National Testing Agency
Excellence in Assessment

JEE (MAIN) 2027

Information Bulletin

www.nta.ac.in
jeemain.nta.ac.in

Vision

The right candidates joining best institutions will give India her demographic dividend.

Mission

To improve equity and quality in education by administering research based valid, reliable, efficient, transparent, fair and international level assessments. The best subject matter experts and IT delivery professionals will ensure that the current gaps in existing assessment systems are properly identified and bridged.

Core Values

NTA will create system which will promote teaching (by teachers), learning (by students) and assessment (by parents and institutions). NTA strongly believes in quality, efficiency, effectiveness, equity and security of assessment. To practice these values, NTA will constantly engage with its stakeholders, viz. students, parents, teachers, experts and partner institutions.

TABLE OF CONTENTS

S. NO.	CONTENT	PAGE NO.
	LIST OF ABBREVIATIONS	4
	Important Information and Dates at a Glance	5-12
Chapter-1	**Introduction**	13-14
1.1	About National Testing Agency (NTA)	
1.2	About Joint Entrance Examination (Main) – 2027	
1.3	Role of NTA	
Chapter-2	**Examination Scheme**	15-20
2.1	Mode of Examination	
2.2	Choice of Medium of Question Papers	
2.3	Scheme of Examination	
2.4	Pattern of Examination	
2.5	Duration of Test	
2.6	Syllabus of Examination	
Chapter-3	**Eligibility & Qualifications**	21-22
3.1	Age Criteria	
3.2	List of Qualifying Examination	
3.3	Year of Appearance in Qualifying Examination	
3.4	State of Eligibility	
Chapter-4	**Reservations**	23-26
4.1	Reservations	
4.2	Provisions relating to Persons with Disability (PwD)/ Persons with Benchmark Disability (PwBD)	
4.3	Scribe and Compensatory Time	
4.4	Reservation Policy of State Government	
Chapter-5	**Choice of Examination Cities**	27
Chapter-6	**e-Admit Card**	28
Chapter-7	**Schedule of Examination**	29
Chapter-8	**Important Instructions for the Candidates**	30-32
Chapter-9	**Unfair Means Practices**	33-34
9.1	Definition	
9.2	Punishment for Using Unfair Means Practices	
9.3	Cancellation of Result	
Chapter -10	**Barred Items**	35
10.1	Barred Items	
Chapter-11	**Key Challenge and Result**	36-39
11.1	Display of Provisional Answer Keys for Challenges	
11.2	Display of QP Attempted/Recorded Responses	
11.3	NTA Score for Paper-1 and Paper-2	
Chapter-12	**Miscellaneous**	40

12.1	Correspondence with NTA	
12.2	Weeding out Rules	
12.3	Legal Jurisdiction	
Annexures		**41**
Annexure I	Certificate regarding the physical limitation of an examinee to write	**42**
Annexure II	Certificate for a person with specified disability covered under the definition of Section 2 (s) of the RPwD Act, 2016 but not covered under the definition of Section 2(r) of the said Act, i.e. persons having less than 40% disability and having difficulty in writing	**43**
Annexure III	Letter of Undertaking for Using Own Scribe	**44**
Appendices		45
Appendix I	Payment of Exam Fee - Procedure/ Mode / Service Provider, Service Charges and Helpdesk	**46-47**
Appendix II	List of Examination Cities for JEE (Main)- 2027	**48-55**
Appendix III	Computer Based Test (CBT) Guidelines	**56-61**
Appendix IV	Procedure to be adopted for compilation of NTA scores for Multi-Session Papers (Normalization procedure based on Percentile Score)	**62-65**
Appendix V	Gazette of India Notification for PwBD Candidate (specified disability)	**66-68**
Appendix VI	Replica of Online Application Form -JEE (Main) - 2027 Examination	**69-91**

LIST OF ABBREVIATIONS

AICTE	All India Council for Technical Education
AIU	Association of Indian Universities
B. Arch.	Bachelor of Architecture
B.E.	Bachelor of Engineering
B. Planning	Bachelor of Planning
B. Tech.	Bachelor of Technology
CSAB	Central Seat Allocation Board
CFTI	Centrally Funded Technical Institute
CBT	Computer Based Test
CoA	Council of Architecture
DASA	Direct Admission of Students Abroad
DePwD	Department of Empowerment of Persons with Disabilities
EWS	Economically Weaker Section
FAQ	Frequently Asked Questions
GCE	General Certificate of Education
GST	Goods and Service Tax
Gen-EWS	General-Economically Weaker Section
GoI	Government of India
IIIT	Indian Institute of Information Technology
IIT	Indian Institute of Technology
IST	Indian Standard Time
JEE (Advanced)	Joint Entrance Examination (Advanced)
JEE (Main)	Joint Entrance Examination (Main)
JoSAA	Joint Seat Allocation Authority
MoE	Ministry of Education
NEP	National Education Policy
NIC	National Informatics Centre
NIOS	National Institute of Open Schooling
NIT	National Institute of Technology
NTA	National Testing Agency
OBC (NCL)	Other Backward Class (Non-Creamy Layer)
OCI	Overseas Citizen of India
PwBD	Person with Benchmark Disability
PwD	Person with Disability
QP	Question Paper
RPwD	Rights of Persons with Disabilities
SC	Scheduled Caste
ST	Scheduled Tribe
UDID	Unique Disability Identification
UIDAI	Unique Identification Authority of India
UFM	Unfair Means

IMPORTANT INFORMATION AND DATES AT A GLANCE

1. Important Dates

EVENTS	DATES
Session 1 (January 2027): JEE (Main) - 2027	
Online Submission of Application Form	24 October 2026 to 22 November 2026 (Up to 11:50 P.M.)
Last date for successful transaction of prescribed Application Fee	22 November 2026 (Up to 11:50 P.M.)
Submission of online application Form with Late Fee	23 November 2026 to 26 November 2026 (Up to 11:50 P.M.) (An additional late fee of Rs. 500 is payable over and above the applicable category-wise examination fee. The late fee shall be uniform for all categories of candidates, irrespective of the examination fee applicable to their respective categories).
Correction in Particulars of the online Application Form	27 November 2026 to 29 November 2026 (Up to 11:50 P.M.)
City Intimation Slip	30 December 2026
Downloading Admit Cards from the NTA website	13 January 2027
Dates of Examination	20,21,22,23,24 and 28 January 2027
Display of Question Paper attempted by the Candidate and Answer Keys for inviting challenges	Will be displayed on the NTA website
Session 2 (April 2027): JEE (Main) – 2027	
Online Submission of Application Form	05 January 2027 to 03 February 2027 (Up to 11:50 PM)
Last date for successful transaction of prescribed Application Fee	03 February 2027 (Up to 11:50PM)
Submission of online application Form with Late Fee	04 February 2027 to 07 February 2027 (Up to 11:50PM) (An additional late fee of Rs. 500 is payable over and above the applicable category-wise examination fee. The late fee shall be uniform for all categories of candidates, irrespective of the examination fee applicable to their respective categories).
Correction in Particulars of the online Application Form	08 February 2027 to 10 February 2027 (Up to 11:50PM)
City Intimation Slip	12 March 2027
Downloading Admit Cards from the NTA website	25 March 2027
Dates of Examination	2,3,4,5,6 and 7 April 2027

Display of Question Paper attempted by the Candidate and Answer Keys for inviting challenges	Will be displayed on the NTA website
Duration of Examination for each Session of JEE (Main) – 2027	
Paper 1 (B. E/ B. Tech.) Or Paper 2A (B. Arch.) Or Paper 2B (B. Planning)	**03 Hours**
B. Arch & B. Planning (Both)	**03 Hours 30 Minutes**

Timing of Examination for each Session: JEE (Main) – 2027		
Duration of Examination	**First Shift**	**Second Shift**
For 03 Hours Paper	09:00 A.M. to 12:00 Noon (IST)	03:00 P.M. to 06:00 P.M. (IST)
For 03 Hours 30 Minutes Paper	09:00 A.M. to 12:30 P.M. (IST)	03:00 P.M. to 06:30 P.M. (IST)

2. **Fee payable for JEE (Main) – 2027 for each Session:**
(Through Credit Card/Debit Card/Net Banking/ UPI):

Fee payable for JEE (Main) – 2027 (through Credit Card/ Debit Card/ Net-Banking/ UPI)		**Type of Candidate**	**Centres in India (Fee in ₹)**	**Centres Outside India (Fee in ₹)**
Paper 1: B.E./B. Tech OR Paper 2A: B. Arch OR Paper 2B: B. Planning	General	Male	₹1,000	**₹ 5,000**
		Female	₹ 800	**₹ 4,000**
	Gen-EWS/ OBC (NCL)	Male	₹ 900	**₹ 4,500**
		Female	₹ 800	**₹ 4,000**
	SC/ST/ PwD/PwBD	Male	₹ 500	**₹ 2,500**
		Female	₹ 500	**₹ 2,500**
	Third Gender		₹ 500	**₹ 2,500**
Paper 1: B.E./ B. Tech & Paper 2A: B. Arch OR Paper 1: B.E./B. Tech & Paper 2B: B. Planning OR Paper 1: B.E./B. Tech, Paper 2A: B. Arch & Paper 2B: B. Planning OR Paper 2A: B. Arch & Paper 2B: B. Planning	General/ Gen-EWS/ OBC (NCL)	Male	₹ 2,000	**₹ 10,000**
		Female	₹ 1,600	**₹ 8,000**
	SC/ ST/ PwD/ PwBD	Male	₹ 1,000	**₹ 5,000**
		Female	₹ 1,000	**₹ 5,000**
	Third Gender		₹ 1,000	**₹ 5,000**
Candidates may submit their online application form as specified in IMPORTANT INFORMATION AND DATES AT A GLANCE (Important Dates), by paying a late fee of ₹ 500 in addition to the applicable examination fee prescribed for their respective categories. The late fee of ₹ 500 shall be uniform and applicable to all candidates, irrespective of their category or the amount of examination fee payable by them.				
Processing charges and Goods & Service Taxes (GST) are to be paid by the candidate, as applicable.				

Candidates are requested to fill in the Application Form carefully. Corrections in only certain fields will be permitted during the correction window which will be notified at a later stage.

Note: Multiple Application Forms submitted by a candidate will not be accepted and will lead to the cancellation of his/her result.

(i) A candidate can apply for Session-1 (January 2027) examination and pay the exam fee accordingly. The candidates will be given opportunity to apply for Session-2 (April 2027) separately (using same application number) along with the fee payment, for which separate notification will be issued.

(ii) If a candidate wishes to apply for Session 2 (April 2027), the candidate can log in and pay the Examination Fee for Session 2 during that period. **If candidate wishes to apply only for Session-2 (April 2027), he/she can register later, when application form for Session-2 (April 2027) is active**.

(iii) The application window for Session 2 will be opened as per the details available in the Information Bulletin and will also be notified separately through a Public Notice.

(iv) The fee can be submitted only online through Net Banking, Credit Card, Debit Card, or UPI Services. Processing charges and GST as applicable are chargeable from the candidate (in addition to the examination fee) by the concerned Bank/Payment Gateway Integrator. For details/procedure, please see Appendix-I.

(v) The Confirmation Page of the online Application Form for each session will be generated only after the successful payment of the fee by the Candidate. In case the Confirmation Page is not generated after payment of the fee, then the candidate may have to approach the concerned Bank/Payment Gateway (in the helpline numbers and email given in **Appendix - I**) to ensure the successful payment or to obtain the refund of duplicate /multiple payments.

Under no circumstances, candidates will be allowed to fill more than one Application Form. Strict action will be taken, even at a later stage, against such candidates who have filled more than one Application Form and will be treated as UFM.

(vi) The Candidate must read carefully the Instructions (including how to fill up Application Form online) given in the Information Bulletin available on the NTA Website. Candidates not complying with the Instructions shall be summarily disqualified.

(vii) Candidate can apply for JEE (Main) 2027 through "Online" mode only. The Application Form in any other mode will not be accepted.

(viii) Submission of the Application Form should be made by the candidate online through the NTA website: https://jeemain.nta.nic.in

Instructions for filling in an Online Application Form:

- Download Information Bulletin and read the same very carefully regarding eligibility and procedure / documentation required for filling in the Online Application Form.
- NTA will not entertain the corrections sent by the candidate through Post/Fax/WhatsApp/Email/by Hand.
- **MeriPehchaan-National Single Sign-On (NSSO) Platform**

  The Ministry of Electronics and Information Technology (MeitY), Government of India, has developed a National Single Sign-On (NSSO) platform titled "MeriPehchaan" in collaboration with the National Informatics Centre (NIC), Centre for Development of Advanced Computing (C-DAC), and National e-Governance Division (NeGD). The platform was launched on 4th July 2022 to facilitate seamless access to multiple Government services through a single set of login credentials.

  MeriPehchaan enables users to authenticate themselves once and securely access various integrated applications without the need for repeated sign-ins. The platform integrates multiple identity providers such as JanParichay, DigiLocker, and e-Pramaan, thereby ensuring interoperability and a unified user experience.

  Users can register on the platform using basic details such as name, date of birth, and mobile number, and may complete verification through eKYC using Aadhaar, PAN, Driving License or APAAR. The platform supports advanced features such as multi-factor authentication, password-less login and the

ability to manage multiple accounts linked to a single mobile number.

The NSSO framework significantly reduces the burden of maintaining multiple credentials, enhances data security, and provides a standardized authentication mechanism for Government services. It also benefits service providers by reducing the cost and complexity of developing independent authentication systems. MeriPehchaan thus serves as a secure, scalable, and citizen-centric digital identity solution, contributing to the vision of Digital India by improving ease of access to Government-to-Citizen (G2C) services.

Application form registration has been enabled through the single sign on service-Meri Pehchaan of Ministry of Electronics and Information Technology, for the convenience of the applicants.

Follow the steps given below to Apply Online

Step 1: Registration Form

Register for the Online Application Form and note down the system-generated Application Number. The candidate should provide the required details while filling the Online Application Form and he/she is also required to create PASSWORD. After successful submission of the personal details, an Application Number will be generated and it will be used to complete the remaining Steps of the Application Form and will also be required for all future reference/correspondence. The generated Application Number will be used/referred for both Sessions of JEE (Main) - 2027. For subsequent logins, the candidate will be able to login directly with the respective system generated Application Number and created Password by him/herself.

Step 2: Application Form:

The Candidates can log in with the system-generated Application Number and pre-created Password for completing the Application Form including filling up of personal details, applying for the Paper, choosing the Examination Cities, providing the details of Educational Qualifications and uploading the images and documents (if any).

The candidate will have to upload his/her live photograph at the time of filling of the application form and will also have to upload his/her Scanned Images of Photograph (.jpeg/.jpg), Signature, Class X or Equivalent Certificate/Marks-sheet, disability/ UDID certificate (wherever applicable) and Non-Indian passport (In case of Foreign National including OCI)

1. **Photograph:**

- The candidate will have to upload his/her live photograph at the time of filling of the application form and will also have to upload his/her recent Scanned passport size photograph which should be in colour with 80% face (including ears, without a mask) against white background.
- Size of the photograph should be between 10 kB to 200 kB and in JPG/JPEG format (clearly legible).

2. **Signature:**

   Signature file should be JPG/JPEG format (clearly legible) between **10 kB to 100 kB**.

3. **Class 10 or Equivalent Certificate/Marks-sheet:**

   Scanned copy of Class 10 or Equivalent Certificate/Marks-sheet should be a pdf between **50 kB to 300 kB** (clearly legible).

4. **Disability/UDID Certificate:**

   Scanned copy of Disability/UDID certificate should be a pdf between **50 kB to 300 kB** (clearly legible).

5. **Certificate regarding physical limitation to write (if applicable)**

   Scanned copy of certificate regarding physical limitation in an examinee to write should be a pdf between **50 kB to 300 kB** (clearly legible).

6. **Non-Indian Passport (in case of Foreign National including OCI).**

   Scanned copy of Non-Indian passport should be a pdf between **50 kB to 300 kB** (clearly legible).

Note:

NTA reserves the right for verification of the candidate's details and photographs. Candidates are advised to update their details on Aadhaar Card with their recent Photograph, Name, Date of Birth, Gender, Address etc. (for updation in Aadhaar, please follow UIDAI Guidelines)**.**

For capturing Live Photograph, candidates should switch on their camera or connect their webcam to the device used for filling the Application Form. If your device does not support a webcam, QR code can be scanned by the candidate using a mobile device/tablet etc. Candidates should ensure there is a white background with proper lighting, and 80% face visibility (including ears, without a mask).

For PwD/PwBD candidates, the details of the UDID Card as uploaded will be verified from UDID portal of the Department of Empowerment of Persons with Disabilities (DePwD). Those who do not have UDID Card should upload Disability Certificate in the proper format and the same may be verified by NTA from the issuing authority. Any mismatch or validation issue occurred during verification through UDID portal will only be corrected through correction window as and when notified by NTA during Application Procedure. After the correction window closes, no claims of PwD/PwBD shall be entertained.

The Candidate has to upload his/ her own photograph, signature, and certificate(s) as mentioned above (and not of anybody else) in a correct/proper manner, as the facility for correction will not be given after the closure of correction window (as notified). In case, it is found at any time in the future that the Candidate has used/uploaded the photograph, signature, and certificate(s) of someone else in his/her Application Form/admit card, or he/she has tampered his/her Admit Card/Result/Scorecard, these acts of the candidate shall be treated as Unfair Means (UFM) Practices and treated with the suitable actions as contemplated under the provisions of the Information Bulletin relating to Unfair Means Practices.

Step 3: Fee Payment:

After completing Step 1 and 2, the candidates have to pay the requisite examination fees. Pay prescribed fee **through Net Banking / Debit Card / Credit Card or UPI** and keep the **proof of payment** (fees paid) for future reference. Processing charges and GST as applicable are chargeable to the candidates (in addition to the examination fees) by the concerned Bank/Payment Gateway Integrator. After successful payment, candidate will be able to print the Confirmation Page.

In case the Confirmation Page is not generated within a reasonable time after payment, the candidate must

(i) Check the payment status with the concerned Bank/Payment Gateway using the helpline details in **Appendix I**,

(ii) if the bank confirms the payment was not successful, make a fresh payment before the deadline, and

(iii) if the bank confirms the payment was successful, contact the NTA helpline so that the Confirmation Page can be regenerated. Any duplicate payment that arises in the course of these steps will be refunded by NTA after fee reconciliation, through the same payment mode.

No request for refund of fee once remitted by the candidate will be entertained by NTA under any circumstances. This condition applies to a successfully completed single application-fee payment. Failed or duplicate transactions shall be dealt with under the verified refund procedure.

Step 4: Confirmation Page:

i) All **3 Steps** can be done together or at separate timings. The submission of the Application of a candidate shall be considered as successful and his/her candidature shall be confirmed only on the successful transaction/receipt of the prescribed application fee from him/her.

ii) **Download, save and print a copy of the Confirmation Page of the Application Form** (which would be downloadable only after the successful remittance of the fee) for future reference.

Important Instruction about PASSWORD:

During online form filling, the candidate will be required to choose PASSWORD. The candidate is advised to record/remember his/her password for all future logins.

For subsequent logins, the candidate will be able to login directly with his/her respective system-generated Application Number and the chosen Password.

The candidate is advised not to disclose or share his/her password with anybody. Neither NTA nor NIC will be responsible for the violation or misuse of the password of a candidate.

Candidates can change their passwords after login, if desired.

Candidates should remember to log out at the end of their session so that the particulars of the candidate cannot be tampered with or modified by unauthorized persons.

The Password must be created as per the following policy.

i. Password must be 8 to 13 characters long.
ii. Password must have at least one Upper case alphabet.
iii. Password must have at least one Lower case alphabet.
iv. Password must have at least one numeric value.
v. Password must have at least one special character (! @#$%^&-)*

How to reset your Password: The following options are available to reset Password.

- *Using a verification code sent via text message (SMS) to the Registered Mobile number.*
- *Using a reset link sent via Email to your Registered Email address.*

The Application Number printed on the computer-generated Confirmation Page must be mentioned in all such correspondences. It is therefore essential to note down the application number printed on the Confirmation Page.

General Instruction to the Candidate:

i. Candidate shall ensure that the information entered by them in their respective online Application Form is correct.

ii. Information provided by the candidates in their respective online Application Forms, like the Name of the Candidate, Contact Details, Address Details, Category, Gender, PwD/PwBD Status, Educational Qualification Details, Date of Birth, Choice of Exam cities, etc. will be treated as final once the Application Form is submitted. NTA does not modify candidates' entered information. However, to facilitate the candidate one time correction facility is provided after submission of online application form. During the correction window, candidates may edit only those fields enabled for correction; the operative list of correctable fields will be published on the website at the time of live of correction window. After the correction window closes, no claims of PwBD/PwD shall be entertained.

iii. All candidates must ensure that they have provided the correct e-mail address and mobile number.

iv. **Candidates must ensure that their email address and mobile number to be registered in their online Application Form are their own,** as relevant/important information/ communication will be sent by NTA through e-mail on the registered mail address and/or through SMS on the registered mobile number only**.** NTA shall not be responsible for any non-communication /miscommunication with a candidate in the email address or mobile number given by him/her other than his/her own. All Candidates shall ensure that the information (like his/her name, mother's name, father's name, gender, date of birth, category, PwD/PwBD status, mobile number, e-mail address, photograph and signature, choice of cities for exam Centre, etc.) provided by them in their online Application Form is correct and is their own.

v. NTA does not edit /modify/alter any information entered by the candidates under any circumstances. Any request for change in information after submission of Application Form will not be entertained after the closure of correction window subject to NTA's permitted fields. Therefore, candidates are advised to exercise utmost caution for filling up correct details in the Application Form.

vi. NTA disclaims any liability that may arise to a candidate(s) due to incorrect information provided by him/her in his/her online Application Form.

vii. Candidates are advised to visit the NTA Website (**https://jeemain.nta.nic.in**) and check their e- mails regularly for the latest updates.

viii. Candidates shall appear at their own cost at the Examination Centre on the date, shift, and time indicated on their Admit Cards issued by the NTA in due course through its Website.

ix. The entire application process for JEE (Main) is online, including uploading of scanned images/documents, payment of fees, and printing of Confirmation Page, Admit Card, etc. Therefore, candidates are not required to send/submit any document(s) including the Confirmation Page to NTA through Post/ Fax/WhatsApp/Email/by Hand.

x. Usage of Data and Information: NTA/Government of India can use the data provided by the candidates for training, research and development, analysis, and other permissible purposes (s) in accordance with the Digital Personal Data Protection Act, 2023.

xi. **Multiple Application Number(s):** If a candidate submits more than one Application Form: (i) where it is established that the duplicate submission was made in good faith (e.g., the first form was incomplete or the candidate believed the first payment had failed), NTA will retain the form on which the fee was successfully paid; (ii) where the candidate has actively appeared in the examination under more than one Application Number, the act will be treated as Unfair Means and proceeded with under **Chapter 9**. Candidates who realise they have inadvertently created duplicate Application Numbers should immediately contact the NTA helpline to have one cancelled.

xii. Candidates are advised to fill out only one Application Form and to take utmost care while filling out the mobile number and e-mail address. Candidates are also advised to use the mobile number and email address that are accessible to them (may be parent/ guardian). One mobile number and email address can be used for one Application Form only.

For any queries/ clarifications, candidates can also Email/call at the NTA Helpdesk:

Email ID	**jeemain@nta.ac.in**
Contact Number	**011- 40759000 /69227700**

CHAPTER – 1
INTRODUCTION

1.1 About National Testing Agency (NTA)

The Ministry of Education (MoE), Government of India (GoI) established the National Testing Agency (NTA) as an independent, autonomous, and self-sustained premier testing organization under the Societies Registration Act (1860) for conducting efficient, transparent and international standardized tests in order to assess the competency of candidates for admission to premier higher education institutions with a mission to improve equity and quality in education by developing and administering research-based valid, reliable, efficient, transparent, fair and international level assessments.

NTA has created a system that is promoting teaching (by teachers), learning (by students) and assessment (by parents and institutions). NTA strongly believes in the quality, efficiency, effectiveness, equity, and security of assessments. To practice these values, NTA is constantly engaging with its stakeholders, viz. students, parents, teachers, experts and partner institutions.

The objectives of NTA, inter alia, include:

1. To conduct efficient, transparent and international standardized tests in order to assess the competency of candidates for admission.
2. To undertake research on educational, professional and testing systems to identify gaps in the knowledge systems and take steps for bridging them.
3. To produce and disseminate information and research on education and professional development standards.

The Department of Higher Education, Ministry of Education, Government of India has entrusted the responsibility of conducting the Joint Entrance Examination (Main) to the NTA since 2019 onwards.

1.2 About Joint Entrance Examination (Main) – 2027

The Joint Entrance Examination, JEE (Main) comprises of two papers. Paper 1 is conducted for admission to Undergraduate Engineering Programs at NITs, IIITs, other Centrally Funded Technical Institutions (CFTIs) and Institutions / Universities funded / recognized by participating State Governments. JEE (Main) is also an eligibility test for JEE (Advanced), which is conducted for admission to IITs. JEE (Main) Paper 2 is conducted for admission to B. Arch and B. Planning courses in the country.

The JEE (Main) - 2027 is being conducted in 02 (two) sessions for admissions in the next academic session. The candidates will thus benefit in the following ways:

- This allows the candidates a second opportunity to improve their scores in the examination if they are not able to give their best in the first attempt.
- In the first attempt, the candidates will get a first-hand experience of taking an examination and will know their mistakes which they can improve upon while attempting for the second time. This will reduce the chances of dropping a year and the candidates would not have to waste an entire year.
- If any candidate misses the examination due to reasons beyond his/her control (such as the Board Examination), then the candidate will not have to wait for one entire year.
- A candidate need not appear in both Sessions, if he/she so desires. However, if a candidate appears in more than one Session then his/her best of the JEE (Main) - 2027 NTA Scores will be considered for preparation of the Merit List/ Ranking.

Note 1.2

- The results of JEE (Main) Paper 1 will be used for B.E/B.Tech, and also other programs like Integrated M.Sc., Integrated M.Tech, Integrated B.Tech and MBA, Bachelor of Science, Bachelor of pharmacy, Bachelor of Design, etc.

1.3 Role of NTA

The Role of NTA is confined to the registration of candidates, conduct of the test, hosting answer keys, inviting challenges, finalizing answer keys, preparing and declaring results including Merit List/Common Rank List and hosting scorecards.

CHAPTER – 2
EXAMINATION SCHEME

2.1 Mode of Examination

The JEE (Main) - 2027 is being conducted in the following modes:

a) Paper 1 (B.E. /B. Tech.) in "Computer Based Test (CBT)" mode.
b) Paper 2A (B. Arch): Mathematics (Part-I) and Aptitude Test (Part-II) in "Computer Based Test (CBT)" mode and Drawing Test (Part-III) in pen and paper (offline) mode, to be attempted on a drawing sheet of A4 size.
c) Paper 2B (B. Planning): Mathematics (Part-I), Aptitude Test (Part-II), and Planning-Based Questions (Part-III) in Computer-Based Test (CBT) mode.

2.2 Choice of Medium of Question Papers

Drawing from the National Education Policy (NEP), the JEE (Main) - 2027 will be conducted in (13) thirteen languages i.e. English, Hindi, Assamese, Bengali, Gujarati, Kannada, Malayalam, Marathi, Odia, Punjabi, Tamil, Telugu and Urdu the details are given below:

Sr. No.	Language	Examination Centres
1	English	All Examination Centres in India and Outside India
2	English and Hindi	All Examination Centres in India
3	English and Assamese	Examination Centres in Assam
4	English and Bengali	Examination Centres in West Bengal, Tripura, and Andaman & Nicobar Islands
5	English and Gujarati	Examination Centres in Gujarat, Daman & Diu, Dadra & Nagar Haveli
6	English and Kannada	Examination Centres in Karnataka
7	English and Malayalam	Examination Centres in Kerala and Lakshadweep
8	English and Marathi	Examination Centres in Maharashtra
9	English and Odia	Examination Centres in Odisha
10	English and Punjabi	Based on present and permanent address in Punjab, Chandigarh and Delhi/New Delhi (including Faridabad, Ghaziabad, Gurugram, Noida/ Greater Noida, Meerut)
11	English and Tamil	Examination Centres in Tamil Nadu, Puducherry and Andaman & Nicobar Islands
12	English and Telugu	Examination Centres in Andhra Pradesh and Telangana
13	English and Urdu	All Examination Centres in India

Note – 2.2:

1. *The option of language for Question Paper should be exercised carefully while filling up the online Application Form and it cannot be changed after the closure of the correction window (as notified). Candidates while attempting the QP must choose the same medium as opted while registering in the Application form.*

2. *The Question Paper will be in both English and the language opted by the candidate.* ***English version will prevail in the event of any difference of opinion****.*

2.3 Scheme of Examination

Subject combinations for each paper, type of questions in each paper and mode of examination are given in the table below:

PAPER	SUBJECTS	TYPE OF QUESTIONS	MODE OF EXAMINATION
Paper 1: B.E. / B.Tech.	Mathematics, Physics and Chemistry	Objective Type - Multiple Choice Questions (MCQs) and Questions for which the answer is a numerical value, with equal weightage to Mathematics, Physics and Chemistry	"Computer Based Test (CBT)" mode only
Paper 2A: B. Arch	Part-I: Mathematics	Objective Type - Multiple Choice Questions (MCQs) and Questions for which the answer is a numerical value	"Computer Based Test (CBT)" mode only
	Part-II: Aptitude Test	Objective Type - Multiple Choice Questions (MCQs)	
	Part-III: Drawing Test	Questions to test drawing aptitude	"Pen and Paper Based" (offline) mode to be attempted on a Drawing sheet of A4 size.
Paper 2B: B. Planning	Part-I: Mathematics	Objective Type - Multiple Choice Questions (MCQs) and Questions for which the answer is a numerical value	"Computer Based Test (CBT)" mode only.
	Part-II: Aptitude Test	Objective Type - Multiple Choice Questions (MCQs)	
	Part-III: Planning-Based Questions	Objective Type - Multiple Choice Questions (MCQs)	

2.4 Pattern of Examination

Paper 1: B.E./ B. Tech. in Computer Based Test (CBT) mode:

		Subject	Number of Questions		Marks
			Section A	**Section B**	
1	Subject-wise distribution of Questions, Total Number of and Marks Questions,	Mathematics	20	05	100
		Physics	20	05	100
		Chemistry	20	05	100
		Total	**75**		**300**
	Each Subject will have two sections. Section A will be of Multiple-Choice Questions (MCQs) and Section B will contain Questions whose answers are to be filled in as a numerical value. There will be ***negative marking for incorrect answer in Section A and Section B****. For each question in Section B, a candidate has to enter the correct integer value of the answer using the mouse and the on- screen virtual numeric keypad in the place designated to enter the answer. For Section B, the answer should be rounded off to the nearest integer.*				

2	Marking Scheme for MCQs	Correct Answer or the Most Appropriate Answer	Four marks (+4)
		Incorrect Answer	Minus one mark (-1)
		Unanswered / Marked for Review (without selecting any option)	No mark (0)
3	Marking Scheme for questions for which the answer is a Numerical value	Correct Answer	Four marks (+4)
		Incorrect Answer	Minus one mark (-1)
		Unanswered / Marked for Review (without filling any Numerical value)	No mark (0)
4	Method of determining merit	Conversion of the raw score in Mathematics, Physics and Chemistry and total into NTA scores. Overall merit shall be prepared by merging NTA scores of all shifts of both sessions.	
5	Method of resolving ties	**Tie between candidates obtaining same Total NTA scores will be resolved in the following order:** 1. NTA score in Mathematics, followed by; 2. NTA score in Physics, followed by; 3. NTA score in Chemistry, followed by; 4. Candidate with less proportion of a number of attempted incorrect answers and correct answers in all the subjects in the Test, followed by; 5. Candidate with less proportion of a number of attempted incorrect answers and correct answers in Mathematics in the Test, followed by; 6. Candidate with less proportion of a number of attempted incorrect answers and correct answers in Physics in the Test, followed by; 7. Candidate with less proportion of a number of attempted incorrect answers and correct answers in Chemistry in the Test followed by; 8. If there is a tie even after this, candidates will be assigned the same rank.	

Paper 2A (B. Arch): Mathematics (Part-I) and Aptitude Test (Part-II) in Computer Based Test (CBT) mode and Drawing Test (Part-III) in Pen and Paper Based (offline) mode, to be attempted on a drawing sheet of A4 size.

1	Subject-wise distribution of Questions, Total Number of Questions and Marks	**Subject**	**Number of Questions**	**Marks**
		Part I: Mathematics	20 (Section A) and 05 (Section B)	100
		Part II: Aptitude test	50	200
		Part III: Drawing Test	02	100
		Total	**77**	**400**
	Part –I: In Section A, 20 questions will be MCQs and in Section B, 05 (five) questions will have answers to be filled as a numerical value. There will be ***negative marking for both Section A and Section B (except Drawing Test)****. For each question in Section B, a candidate has to enter the correct integer value of the answer using the mouse and the on-screen virtual numeric keypad in the place designated to enter the answer. The answer should be rounded off to the nearest integer.*			

2	Marking Scheme for MCQs	Correct Answer or the most appropriate Answer	Four marks (+4)
		Incorrect Answer/Multiple Answer	Minus one mark (-1)
		Unanswered /Marked for Review (without selecting any option)	No mark (0)
3	(a) Marking Scheme for questions for which the answer is a Numerical value	Correct Answer or the most appropriate Answer	Four marks (+4)
		Incorrect Answer	Minus one mark (-1)
		Unanswered / Marked for Review (without filling any Numerical value)	No mark (0)
	(b) Marking Scheme for Drawing Test (Part III)	Two questions are to be evaluated out of 100 marks.	
4	Method of determining merit	Conversion of the raw score in Mathematics, Aptitude Test, Drawing Test and total into NTA Scores. Overall merit shall be prepared by merging the NTA Scores of both shifts of the two sessions.	
5	Method of resolving ties	The tie between candidates obtaining the same Total NTA scores will be resolved in the following manner: 1. NTA score in Mathematics, followed by; 2. NTA score in Aptitude Test, followed by; 3. NTA score in Drawing Test, followed by; 4. Candidate with less proportion of a number of attempted incorrect answers and correct answers in all the subjects in the Test, followed by; 5. Candidate with less proportion of a number of attempted incorrect answers and correct answers in Mathematics (Part-I) in the Test, followed by; 6. Candidate with less proportion of a number of attempted incorrect answers and correct answers in Aptitude Test (Part-II) in the Test followed by; 7. If there is a tie even after this, candidates will be assigned the same rank.	

Paper 2B (B. Planning) Part-I: Mathematics, Part-II: Aptitude Test and Part-III: Planning- Based Questions in Computer-Based Test (CBT) mode.

		Subject	Number of Questions	Marks
1	Subject-wise distribution of Questions, Total	Part-I: Mathematics	20 (Section A) and 05 (Section B)	100
	Number of Questions, and Marks	Part-II: Aptitude Test	50	200
		Part-III: Planning	25	100
		Total	**100**	**400**
	Part –I: In Section A, 20 questions will be MCQs and in Section B, 05 (five) questions will have answers to be filled as a numerical value. There will ***be negative marking for both Section A and Section B****. For each question in Section B, enter the correct integer value of the answer using the mouse and the on-screen virtual numeric keypad in the place designated to enter the answer. The answer should be rounded off to the nearest integer.*			

2	Marking Scheme for MCQs	Correct Answer or the most appropriate Answer	Four marks (+4)
		Incorrect Answer/Multiple Answer	Minus one mark (-1)
		Unanswered /Marked for Review (without selecting any option)	No mark (0)
3	Marking Scheme for questions for which the answer is a Numerical value	Correct Answer or the most appropriate Answer	Four marks (+4)
		Incorrect Answer	Minus one mark (-1)
		Unanswered / Marked for Review (without filling any Numerical value)	No mark (0)
4	Method of determining merit	Conversion of the raw score in Mathematics, Aptitude Test, Planning Based Test, and total into NTA Scores. Overall merit shall be prepared by merging NTA Scores of all shifts of both sessions.	
5	Method of resolving ties	Tie between candidates obtaining equal Total NTA scores in B. Planning will be resolved in the following manner: 1. NTA score in Mathematics, followed by; 2. NTA score in Aptitude Test, followed by; 3. NTA score in Planning Based Questions, followed by; 4. Candidate with less proportion of a number of attempted incorrect answers and correct answers in all the subjects in the Test, followed by; 5. Candidate with less proportion of a number of attempted incorrect answers and correct answers in Mathematics (Part-I) in the Test, followed by; 6. Candidate with less proportion of a number of attempted incorrect answers and correct answers in Aptitude Test (Part-II) in the Test, followed by; 7. Candidate with less proportion of a number of attempted incorrect answers and correct answers in Planning Based Questions (Part-III) in the Test followed by; 8. If there is a tie even after this, candidates will be assigned the same rank.	

2.4.1 Multiple Choice Questions

While every effort will be made to ensure that each question has only one unique answer, in case, it is found that a question has more than one option, it will be dealt in the following manner:-

1. Correct answer or the most appropriate answer: Four marks (+4)
2. Any incorrect option marked will be given minus one mark (-1)
3. Unanswered/Marked for Review (without selecting any option) will be given no mark (0)
4. If more than one option is found to be correct then Four marks (+4) will be awarded to only those who have marked any of the correct options
5. If all options are found to be correct then Four marks (+4) will be awarded to all those who have attempted the question

Although sufficient care will be taken for the correctness of questions, in the event that a question(s) needs to be dropped, full marks for that question(s) will be awarded to ALL candidates who appear for that particular shift.

2.4.2 Numerical Value Questions

There will be negative marking for Section B. However, if any anomaly or discrepancy is found after the process of challenges of the key verification, it shall be addressed in the following manner:

1. Correct Answer: Four marks (+4)
2. Incorrect Answer: Minus one mark (-1)
3. Unanswered/Marked for Review (without filling any Numerical value): No mark (0).
4. If a question is found to be incorrect or the Question is dropped then Four marks (+4) will be awarded to all Candidates who appeared for that particular shift.
5. Candidates are advised to do the calculations with the constants given (if any) in the questions.

   The answer should be rounded off to the nearest integer.

2.5 Duration of Test

The total time duration for Paper 1 (B.E. / B. Tech.) is given in the table below:

Paper	Subjects	Total Time Duration	
		For Non-PwD/PwBD Candidates	***For PwD /PwBD -Candidates (who are eligible for scribe)**
Paper 1 (B.E. / B. Tech.)	Physics, Chemistry, and Mathematics	03 hours	04 hours

Total time duration for Paper 2A (B. Arch), Paper 2B (B. Planning) and Paper 2A (B. Arch) & Paper 2B (B. Planning) both are given in the table below:

Paper	Subjects	Total Time Duration	
		For Non-PwD/PwBD Candidates	***For PwD /PwBD Candidates (who are eligible for scribe)**
Paper 2A (B. Arch)	Mathematics, Aptitude Test, and Drawing Test	03 hours	04 hours
Paper 2B (B. Planning)	Mathematics, Aptitude Test, and Planning Based Questions	03 hours	04 hours
Paper 2A (B. Arch) & **Paper 2B** (B. Planning) both	Mathematics, Aptitude Test, Drawing Test, and Planning Based Questions	03 hours 30 minutes	04 hours 40 minutes

Note – 2.5: Compensatory time not less than 20 minutes per hour of the Examination should be allowed for persons who are eligible for getting Scribe.

2.6 Syllabus of Examination

The detailed syllabus for JEE (Main) is available on the website: **https://jeemain.nta.nic.in/**

CHAPTER – 3
ELIGIBILITY AND QUALIFICATION

3.1 Age Criteria

For appearing in the JEE (Main) - 2027, there is no age limit for the candidates. The candidates who have passed the class XII / equivalent Examination in **2025, 2026 or appearing in 2027** irrespective of their age can appear in JEE (Main) - 2027 Examination. However, the candidates may be required to fulfill the age criteria of the Institute(s) to which they are desirous of taking admission.

3.2 List of Qualifying Examinations

i. The final Examination of the 10+2 system, conducted by any recognized Central/ State Board, such as the Central Board of Secondary Education, New Delhi; Council for the Indian School Certificate Examinations, New Delhi; etc.
ii. Intermediate or two-year Pre-University examination conducted by a recognized Board/ University.
iii. Final examination of the two-year course of the Joint Services Wing of the National Defence Academy.
iv. Senior Secondary School Examination conducted by the National Institute of Open Schooling with a minimum of five subjects.
v. Any Public School/ Board/ University examination in India or any foreign country is recognized as equivalent to the 10+2 system by the Association of Indian Universities (AIU).
vi. Higher Secondary Certificate Vocational Examination.
vii. A diploma recognized by AICTE or a State board of technical education of at least 3 years duration.
viii. General Certificate of Education (GCE) examination (London/Cambridge/Sri Lanka) at the Advanced (A) level.
ix. High School Certificate Examination of the Cambridge University or International Baccalaureate Diploma of the International Baccalaureate Office, Geneva.
x. Board of Open Schooling and Skill Education (BOSSE), Sikkim.
xi. Candidates who have completed the Class XII (or equivalent) examination outside India or from a Board not specified above should produce a certificate from the Association of Indian Universities (AIU) to the effect that the examination they have passed is equivalent to the Class XII Examination.
xii. In case the Class XII Examination is not a public examination, the candidate must have passed at least one public (Board or Pre-University) examination earlier.

Note 3.2:- The candidates can appear in JEE (Main) - 2027 conducted by NTA as per the above mentioned qualifying Examination. However, the candidates should satisfy themselves for eligibility to appear or get admission in any Institute/ University etc, as per their eligibility criteria and visit the respective websites/ view notifications. NTA is responsible only for conduct of JEE (Main) Examination and no grievances / RTI etc., will be entertained regarding qualification criteria for any particular Institute/ University etc.

3.3 Year of Appearance in Qualifying Examination

Those candidates who have passed the Class XII / Equivalent Examination in 2025, 2026 or those who are appearing in the Class XII / Equivalent Examination in 2027, are eligible to appear in JEE (Main) - 2027.

Candidates who passed the Class XII / Equivalent Examination in 2024 or before are not eligible to appear in JEE (Main) - 2027. Passing year for class XII (or Equivalent Examination) means the year, in which the result of the candidate has been declared as 'pass' for the first time in that particular Examination (Class XII/ Equivalent Examination).

For example, if a candidate has passed Class XII with Physics, Chemistry and Biology subjects in the year 2025 and further passed Class XII in Mathematics in the year 2026, then year 2025 will be considered as passing year of Class XII for appearing in JEE (Main). Similarly, any attempt of improvement in marks/percentage of class XII/ Equivalent Examination will not be considered as their first attempt.

Note 3.3: The candidates who are appearing for Class XII Board Examination in the year 2027 can mention their Roll Number/ Registration Number / Enrollment Number etc. in the relevant fields during filling up the Online Application Form for JEE (Main)- 2027.

3.4 State of Eligibility

State code of eligibility means the code of the State from where the candidate has passed the Class XII (or Equivalent) qualifying Examination by virtue of which the candidate becomes eligible to appear in JEE (Main) - 2027. It is important to note that the State code of eligibility does NOT depend upon the native place or the place of residence of the candidate. For example, if a candidate appears for the Class XII (or Equivalent) qualifying Examination from an Institution situated in New Delhi and is a resident of Noida, Uttar Pradesh, then the candidate's State code of eligibility will be Delhi and NOT Uttar Pradesh.

If a candidate has passed the Class XII (or Equivalent) qualifying Examination from one State but appeared for improvement from another State, the candidate's State code of eligibility will be from where the candidate first passed the Class XII (or Equivalent) Examination and NOT the State from where the candidate has appeared for improvement.

Candidates passed / appearing for Class XII from NIOS and BOSSE should select the State of Eligibility according to the State in which the study Centre is located.

For Indian nationals passing the Class XII (or Equivalent) Examination from Nepal/Bhutan, the State code of eligibility will be determined based on a permanent address in India as given in the passport of the candidate.

The State code of eligibility for OCI passing the Class XII (or Equivalent) Examination in India is at par with Indian nationals. However, OCI passing the Class XII (or Equivalent) Examination from an institution abroad are eligible for All India quota seats (but NOT for Home State quota seats) in all NITs, IIITs and Other-CFTIs.

CHAPTER – 4
RESERVATIONS

4.1 Reservations

Indian nationals belonging to certain categories are admitted under the seats reserved for them in accordance with the rules prescribed by the Government of India. The categories and the extent of reservation are as follows:

1. General category belonging to Economically Weaker Section (GEN- EWS) – 10% of seats in every program. The benefit of reservation will be given only to those General category candidates who satisfy the conditions given in the OM No. 20013/01/2018-BC-II dated 17 January 2019, issued by the Ministry of Social Justice and Empowerment. The criteria for GEN-EWS will be as per the prevailing norms and/or notifications of the Government of India.
2. Other Backward Classes belonging to the Non-Creamy Layer (OBC- NCL) – 27% of seats in every program.
   a) OBCs should be listed in the current updated central list of OBCs (**https://ncbc.nic.in/**).
   b) OBCs present in the State list but not covered in the central list of OBCs (as per the list in **http://www.ncbc.nic.in**) are NOT eligible to claim the reservation.
   c) The criteria for OBC-NCL will be as per the notification of the Government of India.
   d) Candidates belonging to the creamy layer of OBC are NOT entitled to reservation. Such candidates are treated as belonging to the General (GEN), i.e. Unreserved Category, and they will be eligible only for the OPEN seats – the seats for which all candidates are eligible.
3. Scheduled Caste (SC) – 15% of seats in every program.
4. Scheduled Tribe (ST) – 7.5% of seats in every program.
5. Persons with Benchmark Disability (PwBD) – 5% seats in each of the GENERAL, GEN-EWS, OBC-NCL, SC and ST category seats.

Note : The category OBC (NCL), GEN-EWS, SC, ST and the sub-category (PwD/PwBD) entered in the JEE (Main) database by the candidate will be used for JEE (Advanced). Therefore, the candidates are advised to fill in the category/sub-category column very carefully.

4.2 Provisions relating to Persons with Disability (PwD)/ Persons with Benchmark Disability (PwBD)

4.2.1 The Rights of Persons with Disabilities Act, 2016

The Gazette of India, Extraordinary Part-II Section 1, Ministry of Law and Justice (Legislative Department) New Delhi dated 28 December 2016 on "The Rights of Persons with Disabilities Act, 2016. The relevant paragraphs of the above Gazette Notification for consideration are as under: -

Para 2 (r) **"person with benchmark disability" means a person with not less than forty percent of a specified disability where specified disability** has not been defined in measurable terms and includes a person with disability where specified disability has been defined in measurable terms, as certified by the certifying authority;

Para 2 (s) "person with disability" means a person with long term physical, mental, intellectual or sensory impairment which, in interaction with barriers, hinders his full and effective participation in society equally with others;

Para 2 (zc) "specified disability" means the disabilities as specified in the Schedule; **(Appendix - V)**

4.2.2 Office Memorandum dated 29 August 2018

Ministry of Social Justice & Empowerment, Govt. of India, Office Memorandum No. F. No. 34-02/2015-DD-III dated 29 August 2018 for conducting written examination for persons with specified disabilities covered under the definition of Section 2(r) of the RPwD Act, 2016. The relevant paragraphs of the above Office Memorandum for consideration are as under: -

Para IV. The facility of Scribe/Reader/Lab Assistant should be allowed to any person with benchmark disability as defined under section 2(r) of the RPwD Act, 2016 and has limitation in writing including that of speed if so desired by him/her.

In case of persons with benchmark disabilities in the category of blindness, locomotor disability (both arms affected-BA) and cerebral palsy, the facility of scribe/reader/lab assistant shall be given, if so desired by the person.

In case of other category of persons with benchmark disabilities, the provision of scribe/reader/lab assistant can be allowed on production of a certificate to the effect that person concerned has physical limitation to write, and scribe is essential to write examination on his behalf, from the Chief Medical Officer/Civil Surgeon/Medical Superintendent of a Government health care institution as per proforma at **Annexure - I**.

In case the candidate is allowed to bring his/her own scribe, the qualification of the scribe should be one step below the qualification of the candidate taking examination. The person opting for own scribe should submit details of the own scribe as per proforma at **Annexure-III**.

4.2.3 Office Corrigendum dated 08 February 2019

The Ministry of Social Justice and Empowerment, Government of India, Department of Empowerment of Persons with Disabilities (Divyangjan) vide Office Corrigendum No. F. No. 34-02/2015-DD-III (pt) dated 8 February 2019, amended the guidelines for conducting written examinations for persons with disabilities, issued under Office Memorandum No. 34-02/2015-DD.III dated 29 August 2018. Accordingly, the relevant provision contained in Para XII on page 3 of the said Office Memorandum, as amended by the aforesaid Corrigendum reads as follows:

"The word "extra time or additional time" that is being currently used should be changed to "compensatory time" and the same should not be less than 20 minutes per hour of examination for persons who are allowed use of scribe/reader/lab assistant. All the candidates with benchmark disabilities who are eligible for availing the facility of scribe in terms of guidelines IV may be allowed additional time of minimum of one hour for examination of 3 hours duration whether they use the facility of scribe or not. In case the duration of the examination is less than an hour, then the duration of additional time should be allowed on pro-rata basis. Additional time should not be less than 5 minutes and should be in the multiple of 5."

4.2.4 Office Memorandum dated 10 August 2022

Ministry of Social Justice & Empowerment, Govt. of India, Office Memorandum No F. No. 29-6/2019-DD-III dated 10 August 2022 for conducting written examination for persons with specified disabilities covered under the definition of Section 2(s) of the RPwD Act, 2016 but not covered under the definition

of Section 2(r) of the said Act, i.e. person having less than 40% disability and having difficulty in writing. The relevant paragraphs of the above Office Memorandum for consideration are as under: -

Para 3(b). The facility of scribe and/or compensatory time shall be granted solely to those having difficulty in writing subject to production of a certificate to the effect that person concerned has limitation to write and that scribe is essential to write examination on his/her behalf from the competent medical authority of a Government healthcare institution as per proforma at **Annexure-II**.

Para 3 (c). The medical authority for the purpose of certification as mentioned above should be a multi-member authority comprising the following: -

i. Chief Medical officer/Civil Surgeon /Chief District Medical Officer, Chairperson
ii. Orthopaedic/PMR specialist
iii. Neurologist, if available*
iv. Clinical Psychologist/Rehabilitation Psychologist/ Psychiatrist/Special Educator
v. Occupational therapist, if available*
vi. Any other expert based on the condition of the candidate as may be nominated by the Chairperson.

(* the Chief Medical Officer/Civil Surgeon/Chief District Medical Officer may make full efforts for inclusion of neurologists, occupational therapist from the nearest District or the Medical College/Institute, if the same is not available in the District)"

The candidate should fill up the details of scribe as per undertaking proforma at **Annexure-III.**

4.3 Scribe and Compensatory Time

1 The candidate should have the discretion of opting for his own scribe / reader / lab assistant or request the Examination Body for the same. The Examining Body may also identify the scribe / reader / lab assistant to make panels at the District / Division / State level as per the requirements of the Examination. In such instances the candidates should be allowed to meet the scribe before the Examinations so that the candidates get a chance to check and verify whether the scribe is suitable or not.

2 The word "extra time or additional time" that is being currently used should be changed to "compensatory time" and the same should not be less than 20 minutes per hour of Examination for persons who are allowed use of scribe / reader / lab assistant. All the candidates with benchmark disabilities who are eligible for availing the facility of scribe in terms of guidelines vide para IV of Para 4.2.2 above may be allowed additional time of minimum of one hour for Examination of 3 hours duration whether they use the facility of scribe or not. In case the duration of the Examination is less than an hour, then the duration of additional time should be allowed on pro-rata basis. Additional time should not be less than 5 minutes and should be in the multiple of 5".

Note

i) Both the guidelines i.e. dated 29 August 2018 (for PwBDs) and dated 10 August 2022 (for PwDs) have other important aspects such as allowing use of assistive devices, proper seating arrangement, accessibility of Examination centres etc. which will be followed. The scribe will help the Candidate in reading the questions and / or keying in the answers as per the directions of the Candidate. A scribe will NEITHER explain the questions NOR suggest any solution to the Candidate.

ii) It is to be noted that the Scribe will be provided by the National Testing Agency (NTA), if opted for by the Candidate. If it is found at any stage that a candidate has availed the services of a scribe and/or availed the compensatory time but does not possess the extent of disability that warrants the use of a scribe and/or grant of compensatory time, the candidate will be excluded from the process of

evaluation, ranking, counselling and admission. In case such a candidate has already been admitted to any Institution, the admission of the candidate may also be cancelled.

iii) Physical Disability certificate (Unique Disability Identification (UDID)) issued by the notified medical authority needs to be uploaded in the Online Application Form of JEE (Main) – 2027.

iv) Candidates are requested to fill the Application Form carefully. Corrections in certain fields will be permitted during the correction window which will be notified at a later stage and in any case, no change will be entertained by NTA after the declaration of NTA Score for JEE (Main) - 2027. The category OBC (NCL), GEN-EWS, SC, ST and the sub-category (PwD/PwBD) entered in the JEE (Main) database by the candidate will be used for JEE (Advanced). Therefore, the candidates are advised to fill in the category/sub-category column very carefully.

v) A candidate who has registered for Session 1 examination and has also submitted an application for Session 2 examination (with the same application number), he/she shall not be permitted under any circumstances to modify or alter the details pertaining to sub-category/PwD/PwBD status during correction window provided for Session 2.

vi) The extent of "specified disability" in a person shall be assessed in accordance with the "Guidelines for the purpose of assessing the extent of specified disability in a person included under the Rights of Persons with Disabilities Act, 2016.

vii) Candidates must note that the benefit of reservation will be given to them subject to verification of documents. If it is discovered at any stage that a candidate has used a false/fake/incorrect document or has furnished false, incorrect or incomplete information, in order to avail the benefit of reservation, then such a candidate shall be excluded from all admission processes. In case such a candidate has already been given admission, the admission shall stand cancelled.

viii) Compensatory time of 20 minutes per hour of examination shall be allowed: (i) automatically to all candidates with benchmark disabilities (PwBD, ≥40%) who are eligible for the facility of scribe under the 29 August 2018 OM, whether or not they actually use the facility of scribe; and (ii) to candidates with specified disabilities under the 10 August 2022 OM (PwD, <40%, with difficulty in writing) who have been certified for and granted the facility of scribe. The eligibility may be fixed at the time of the application based on the disability certificate uploaded.

4.4 Reservation Policy of State Government

In the case of the Institutes run/aided/recognized by State Governments, the reservation policy of the respective State Governments shall be applicable.

Note 4.4:

1. The benefit of reservation for admission to NITs/ IIITs and CFTIs shall be given only to those classes/castes/tribes which are in the respective Central List published by the Government of India from time to time.

2. The benefit of reservation will be given only to those castes and tribes that are mentioned in the respective central list of corresponding states published by the Government of India (websites: http://socialjustice.gov.in and https://ncst.gov.in/).

CHAPTER – 5

CHOICE OF EXAMINATION CITIES

The Cities where the JEE (MAIN) will be conducted are given in **Appendix-II.** While applying, candidates have to select any **four cities** of their choice. Efforts will be made to allot the city of examination to the candidates in order of choice opted by them in their online Application Form. **However, due to administrative/logistic reasons, a different city can be allotted.**

In case there are very few candidates from a City, the NTA reserves the right to merge one, two, or more cities.

The decision of the NTA regarding the allotment of the City/Centre shall be final. No further correspondence or request shall be entertained in such a case.

While filling up the Online Application Form, candidates can select maximum **four Convenient Cities from Appendix - II** as their Choice of Cities for the exam Centre in order of their priority. Choice of Centre Cities will be limited to the **State of Permanent Address or State of Present Address** only and in certain cases, only one option may also be available based on the address criteria. However, in cases where fewer than four Examination Cities are available within the State(s) of Permanent and/or Present Address, candidates may be provided with options to select Examination Cities from other States also, subject to availability and administrative feasibility.

In case of foreign candidates also, Choice of Cities will be based on their Present and Permanent address from Appendix-II for the exam Centre in order of their priority.

However, in case any candidate is having either permanent or present address (or both) outside India, then choosing at least one city in India shall be compulsory.

For convenience, the candidates may select their own city or neighboring cities in their State of Residence or permanent address only. NTA will not be responsible for any inconvenience due to the incorrect selection of cities by the candidates.

In case, the number of candidates opting for a city as a Centre with a regional language is less than a certain minimum, candidates may be allotted a Centre in another city irrespective of the city opted by the candidates for appearing in the examination.

Though every effort will be made to allot a Centre in one of the cities selected by the candidate, the NTA reserves the right to allot a Centre in a city other than the candidate's choice.

Note:

All efforts will be made by NTA to consider the comfort and convenience of candidates, including PwD/PwBD Candidates while allotting Centres**.**

CHAPTER – 6
e-ADMIT CARD

6.1 The e-Admit Card would be issued provisionally to the candidates through the NTA website: **https://jeemain.nta.nic.in/** subject to the fulfillment of the eligibility conditions and receipt of the prescribed application fee by NTA.

6.2 The candidate has to download the e-Admit Card from the NTA website. The candidate must print at least four hard copies of the Admit Card for future use. The candidate will appear in the examination at the given Centre on the date and shift/timing as indicated in his/her Admit Card.

6.3 **No candidate will be allowed to appear at the Examination Centre, on Date and timing other than that allotted him/her in his/her e-Admit Card.**

6.4 In case a candidate is unable to download his/ her e-Admit Card from the website, he/ she should approach the **NTA Help Line Number: 011-40759000 / 69227700** between **10.00 A.M. to 05.00 P.M.** or write to NTA at **jeemain@nta.ac.in** before the examinations.

6.5 **In case of any discrepancy in the particulars of the candidate or her/his photograph and signatures** shown in the e-Admit Card and Confirmation Page, the candidate may immediately approach the Helpline between 10:00 AM and 5:00 PM. **(In such cases, candidates would appear in the Examination with the already downloaded Admit Card).** However, NTA will take necessary action to make corrections in the record later.

6.6 The admit cards can be downloaded from the NTA website https://jeemain.nta.nic.in/ from **13 January 2027 for Session 1** and **25 March 2027 for Session 2**.

6.7 **The candidates are advised to read the instructions on the e-Admit Card carefully and strictly follow them during the examination.**

Note:

i) Gates of the examination centers will be closed 30 minutes before the commencement of the examination. Any candidate reporting at the center after the gate closing time will not be permitted to appear for the Examination and any act of forceful entry or any representation/argument with the exam functionaries will lead to consideration of the act by the candidate as UFM.

ii) The Candidates may please note that Admit Cards will not be sent by post.

iii) In no case, the duplicate Admit Card for **JEE (MAIN)** *will be issued at the Examination Centres.*

iv) The candidates must not mutilate the Admit Card or change any entry made therein. Any intentional act to bring in any change or tampering of Admit Card if noticed, will be considered as UFM.

v) Candidates are advised to preserve their Admit Cards in good condition for future reference.

vi) No Admit Card shall be issued to the candidates whose applications are found to be incomplete for any reasons (including indistinct/ doubtful photographs/unsigned Applications) or who do not fulfill the eligibility criteria for the examination.

vii) Issue of Admit Cards, however, shall not necessarily mean acceptance of eligibility which shall be further scrutinized at subsequent stages of the admission process by the University/Institution.

viii) The candidates are advised to check their registered Email ID's regularly and reply to any clarification sought by NTA during the entire cycle of Examination.

CHAPTER – 7
SCHEDULE OF EXAMINATION

Dates of Examination	*Session 1: 20,21,22,23,24 and 28 January 2027* *Session 2: 2,3,4,5,6 and 7 April 2027* (Exact date, shift, and city of examination for Paper 1: B.E./B. Tech and Paper 2A: B. Arch and Paper 2B: B. Planning will be made available to the Candidates on their Admit Cards)		
Mode of Examination	**Paper 1**: B.E. / B. Tech	"Computer Based Test (CBT)" mode only	
	Paper 2A: B.Arch.	Part-I: Mathematics and Part-II: Aptitude Test in Computer Based Test (CBT) mode only	
		Part-III: Drawing Test in "Pen and Paper" (offline) mode, to be attempted on a Drawing sheet of A4 size.	
	Paper 2B: B. Planning	Part-I: Mathematics Part-II: Aptitude Test Part-III: Planning Based MCQs in "Computer Based Test (CBT)" mode only	
Timing of Examination	**Duration of Examination**	**First Shift**	**Second Shift**
	3 Hours (Paper 1, 2A, 2B)	09.00 A.M. to 12.00 Noon (IST)	03.00 P.M. to 06.00 P.M. (IST)
	3 Hours 30 Minutes (Paper 2A & 2B)	09.00 A.M. to 12.30 P.M. (IST)	03.00 P.M. to 06.30 P.M. (IST)
Entry in the Examination Centre/ Hall/ Room, frisking, biometric registration/ record of manual attendance by Invigilator, document verification/ cross-checking of Admit Card, signature, and photo match to be completed by Invigilator, etc.	07.00 A.M. to 08.30 A.M.		01.00 P.M. to 02.30 P.M.
Instructions by the Invigilator(s)	08.30 A.M. to 08.50 A.M.		02.30 P.M. to 02.50 P.M.
Candidates log in to read instructions	08.50 A.M.		02.50 P.M.
Test Commences	09.00 A.M.		03.00 P.M.

Note : Compensatory time not less than 20 minutes per hour of the Examination should be allowed for persons who are eligible for getting Scribe.

CHAPTER – 8
IMPORTANT INSTRUCTIONS FOR THE CANDIDATES

8.1 Candidates are advised to report at the Examination Centre well in time i.e. 02 hours before the commencement of the examination.

8.2 Candidates should take their seats immediately after the opening of the Examination Hall. If the candidates do not report in time due to any reason i.e. traffic jam, train/bus delay, etc, they are likely to miss some of the important instructions to be announced in the Examination Rooms/Halls. The NTA shall not be responsible for any delay.

8.3 The gates of the examination centres shall be closed 30 minutes prior to the commencement of the examination.

8.4 The candidate must show, on-demand, the Admit Card downloaded/printed from the NTA website for admission in the examination room/hall. The Test Centre Staff on duty is authorized to verify the identity of candidates and may take steps to verify and confirm the identity credentials. A candidate who does not possess a valid Admit Card and authorized Photo ID shall not be permitted to take the examination under any circumstances by the Centre Superintendent.

8.5 **A dedicated Computer node will be allotted randomly to each candidate at the registration window inside the examination hall** on the day of the examination. Candidates must occupy only the seat allotted to them. Any candidate who attempts to change their allotted seat or fails to sit at the assigned computer node may face cancellation of their candidature. No request or plea in this regard will be entertained.

8.6 The candidate should ensure that the Question Paper available on the computer is as per his/her opted subject indicated in the Admit Card. In case, the subject of the Question Paper is other than his/her opted subject, the same may be brought to the notice of the Invigilator concerned immediately.

8.7 The candidates may approach the Centre Superintendent/Invigilator in the room for any technical assistance, first aid emergency, or any other information during the course of the examination.

8.8 In case the candidate is diabetic (as declared in the application form), he/ she may be allowed to carry into the examination hall the sugar tablets/whole fruits like Banana/ Apple/Orange.

8.9 For any queries or issues regarding the Computer Based Test, the candidates may contact on Helpline Numbers available on the Joint Entrance Examination (Main) website or refer to Appendix-III of the Information Bulletin.

8.10 In case a candidate, by furnishing false information, appears in more than one shift/date, the candidate will be considered as UFM and will be treated as per relevant clause of UFM including cancellation of candidature or debarment for up to 3 years.

8.11 For those who are unable to appear on the scheduled date of the test for any reason, a re-test shall not be held by the NTA under any circumstances.

8.12 All Candidates shall ensure that the information (like his/her name, mother's name, father's name, gender, date of birth, category, PwD/PwBD status, mobile number, e-mail address, photograph, and signature, choice of cities for examination Centre) provided by them in their online Application Form is correct. Candidates are advised to exercise the utmost care in filling up the correct details in the Online Application Form. Any request for change in the particulars and uploaded scanned images, after the closure of the correction window will not be considered

by NTA. NTA will not entertain the corrections sent by the candidate through Post/Fax/WhatsApp/E- mail/by Hand.

8.13 Candidates are NOT allowed to carry Instruments, Geometry or Pencil box, Handbag, Purse, any kind of Paper/ Stationery/ Textual material (printed or written material), Eatables (except point 8.8 above), Mobile Phone/ Earphone/ Microphone/ Pager, Calculator, DocuPen, Slide Rules, Log Tables, Camera, Tape Recorder, Ordinary Watches, Smart Watches, Goggles, Smart Glasses, and Electronic Watches with facilities of calculator, any metallic item or electronic gadgets/ devices in the Examination Centre/ Hall/Room.

8.14 For the Drawing Test—Part III of B.Arch., the candidate must bring their own Geometry Box Set, Pencils, Erasers, and Colour Pencils or Crayons. The Candidates are not allowed to use water colours on Drawing Sheet.

8.15 Candidates are requested to retain both hard and soft copies of the Confirmation Page, Admit Card, and Scorecard of the JEE (Main) – 2027 as the same will not be available after 31 July 2027.

8.16 Water in a transparent bottle is allowed for all candidates.

8.17 Rough sheets and a ballpoint pen shall be provided to each candidate at the examination centre.

Note:

Candidates **MUST carry the following documents** on the day of examination at the test centre. In the absence of these documents, candidates will not be allowed to sit for the examination.

i) **Print copy of Admit Card** along with Self Declaration (Undertaking) downloaded from the NTA Website (a clear printout on A4 size paper) duly filled in.

ii) **02 Additional Passport Size Photograph** (same as uploaded on the Online Application Form) to be pasted on the admit card and the attendance sheet (in examination Room/ Hall).

iii) **Any one of the authorized photo IDs** (must be original, valid, and non-expired) – School Identity Card/ PAN Card/ Driving License/ Voter ID/ Passport/Aadhaar Card (With photograph)/E-Aadhaar with photograph/ Class 12 Board Admit Card with photograph/Ration Card with photograph/ Bank Passbook with Photograph.

iv) For persons with disability in categories of blindness, locomotor disability (both arms affected-BA) and cerebral palsy, UDID certificate/Disability Certificate as per the provisions of OM No. F.No. 34-02/2015-DD-III dated 29 August 2018 Issued by Ministry of Social Justice & Empowerment, Government of India needs to be submitted.

For persons with benchmark disability (40% or more), and having limitation in writing, the applicable certificate reference shall be Annexure I as per the provisions of OM No. F.No. 34-02/2015- DD-III dated 29 August 2018 Issued by Ministry of Social Justice & Empowerment, Government of India. For persons with disability below 40%, and having limitation in writing, the applicable certificate reference shall be Annexure II as per F.No. 29-6/2019-DD-III dated 10 August 2022 Issued by Ministry of Social Justice & Empowerment, Government of India. Only such candidates who have submitted these certificates will be entitled for scribe and/or compensatory time @ 20 minutes per hour.

Rough work and Handing over of the Rough sheets

All calculations/writing work is to be done only in the Rough Sheet provided at the Test Centre in the Examination Room/Hall and on completion of the test, candidates must hand over the Rough Sheets to the Invigilator on duty in the Room/Hall.

Candidate must write their Name and Roll Number on the top of each Rough Sheet provided to him/her during the Examination. In case candidates are found swapping the rough sheets, they will be considered as UFM and appropriate action will be taken as per relevant clauses of UFM.

The rough sheets provided to the candidate will be collected by the invigilator.

Note:

1. Candidates shall appear at their own cost at the Centre on the Date, Shift and Time as indicated in their Admit Card issued by the NTA. Under no circumstances the choice of cities for the Centre and shift provided in the Admit Card shall be changed.
2. Candidates are advised to update their details on Aadhaar Card with their recent Photograph, Name, Date of Birth, Gender, Address etc. (for updation in Aadhaar, please follow UIDAI Guidelines) for verification at the Examination Centre.
3. Sikh candidates are permitted to wear their religious articles i.e. “KARA’ and “KIRPAN”.

CHAPTER-9
UNFAIR MEANS PRACTICES

9.1 Definition

Unfair Means Practice is an activity that allows a candidate to gain an unfair advantage over other candidates. It refers to any actions or behaviour by a candidate that violate Examination rules and compromise the integrity, fairness, or confidentiality of the Exam. It includes, but is not limited to

a) Being in possession/use of any item or article in the Exam Hall which has been prohibited or can be used for unfair practices, including any stationery item, communication device, Mobile Phone, Bluetooth device, smartwatch, calculator, Electronic Watches with facilities of calculator, electronic device, accessories, any items restricted by the Examination Agency or any other material or information relevant or not relevant to the Examination in the paper concerned;

b) Engaging someone to write an Examination (impersonation) or preparing material for copying;

c) Assisting other candidates to engage in malpractices, giving or receiving assistance of any kind directly or indirectly or attempting to do so;

d) Contacting or communicating or trying to do so with any person, other than the Examination Staff, during the Examination time in the Examination Centre;

e) Peeping and interacting, talking, whispering, cheating, writing on hands/desks, assisting others during the Exam;

f) Passing answers or communicating through hand signals or gestures, looking at another student's screen;

g) Threatening any of the officials connected with the conduct of the Examination or threatening any of the candidates;

h) Using or attempting to use any other undesirable method or means in connection with the Examination;

i) Manipulation, forging and fabrication of online or physical documents/certificates viz. admit card, self- declaration, score card, aadhaar card or any certificates/documents issued by any government authority etc.;

j) Forceful entry /exit from Examination Centre/Hall beyond the specified time;

k) Use or attempt to use of any electronic device after entering the Examination Centre;

l) Affixing/uploading of wrong/morphed photographs/signatures on the Application Form/Admit Card/ Proforma;

m) Passing on the rough paper with scribbling;

n) Trying to hack the system, possession/use of USBs, hacking tools, cheating through Screen recording, taking photos/screenshots, Bluetooth devices, logging in with another person's credentials or fake ID, trying to hack the test software, tampering, pausing or altering test timer, sharing or leaking digital copies of questions.

o) Creating obstacles in the smooth and fair conduct of the Examination;

p) Fidgeting and looking here and there;

q) In possession of bits of written/ printed paper;

r) Any candidate with more than one Application Number and the candidate has actively appeared in the examination under more than one Application Number (more than one SCORE CARDS) will be treated as UFM, even if found at a later stage, and strict action will be taken against that Candidate.

s) Producing/uploading manipulated Disability Certificate/ Medical Certificate or Documents;

t) Breaching Examination rules or any direction issued by NTA in connection with Examination from time to time;

u) Any other malpractices declared as Unfair Means by the NTA;

v) An offence punishable under the Public Examinations (Prevention of Unfair Means) Act, 2024. where any person or persons shall be punished with imprisonment for a term not less than five years but which may extend upto ten years and with fine upto Rs. 50 lakhs.

9.2 Punishment for Unfair Means Practices

During the course of, before, or after the Examination if a candidate indulges in any of the above or similar practices, he/she shall be deemed to have used unfair practices and booked under the Unfair Means case UFM. A Committee will be constituted to review all UFM cases.

NTA reserves the right to take appropriate action as per the procedures & norms and punishment or punitive actions will be taken based on the nature of offence.

The candidate may be debarred up to 3 years in the future and shall also be liable for criminal action and /or any other action as deemed fit. No representation in this regard will be entertained by the NTA.

9.3 Cancellation of Result

The result JEE (Main)- 2027 of the candidate(s) who indulge in Unfair means Practices will be cancelled and will not be declared. Similarly, the result of those candidates who appear from the Centre other than the one allotted to them or allow another candidate/person to write the examination on his/her behalf will be cancelled. **Any candidate who appears in a Session more than once will lead to cancellation of his/ her candidature and will be debarred as per relevant UFM clause.** No plea will be entertained in this regard.

CHAPTER- 10
BARRED ITEMS

10.1 The candidates will be subjected to extensive and compulsory frisking before entering the Examination Centre with the help of highly sensitive metal detectors. The candidates are not allowed to carry the following items inside the Examination Centre under any circumstances.

i) Any item like textual material (printed or written), bits of paper, Geometry/Pencil Box, Plastic Pouch, Scale, Writing Pad, Pen Drives, Eraser, Calculator, Log Table, Docu Pen, Slide Rules, Electronic Pen, Scanner, etc.
ii) Any communication device like Mobile Phone, Bluetooth, Earphones, Microphone, Pager, Health Band, etc.
iii) Other items like Wallet, Goggles, Smart Glasses, Handbags, Belt, Cap, etc.
iv) Any Watch/Wristwatch, Electronic Watches with facilities of calculator, Bracelet, Camera, etc.
v) Any ornaments/metallic items.
vi) Any food items opened or packed (except as permitted for diabetic candidates under Chapter 8 (Point 8.8), and non-transparent water bottle etc.
vii) Any other item that could be used for unfair means, communication devices like a microchip, camera, Bluetooth device, etc.

Note:

i) Sugar tablets/ whole unpacked fruits (like Banana/ Apple/Orange), in case the candidate is diabetic are allowed.

ii) Water in transparent bottles is allowed to all candidates.

iii) For the Drawing Test—Part III of B.Arch., the candidate must bring their own Geometry Box Set, Pencils, Erasers, and Colour Pencils or Crayons. The Candidates are not allowed to use water colours on Drawing Sheet.

10.2 No arrangement will be made at the Centres for keeping any articles/items belonging to the candidates. NTA will not be responsible for any belongings stolen or lost at the premises.

10.3 The Candidates wearing objects of faith, customary or cultural dress shall report at the examination centre at least 02 hours before the commencement of the examination so that frisking and any required examination of articles of faith can be completed without inconvenience to the candidate or to other examinees; while maintaining the sanctity of the examination. If upon screening, it is discovered that any candidate is actually carrying a suspected device within such an item of faith, he/ she may be asked not to take it into the examination hall.

Note:

The NTA believes in the sanctity and fairness of conducting the examination, however, it also believes in the sensitivity involved in frisking (Female) candidates and will issue comprehensive instructions accordingly to the staff and other officials at the Examination Centres. The frisking of the female candidates will be done inside a closed enclosure by female staff only.

CHAPTER-11
KEY CHALLENGE AND RESULT

11.1 DISPLAY OF PROVISIONAL ANSWER KEY FOR CHALLENGES

a. The NTA will display the Provisional Answer Key of the questions on the NTA website: https://jeemain.nta.nic.in/ with a Public Notice, issued to this effect on the said website, to provide an opportunity to the candidates to challenge the Provisional Answer Keys with a non-refundable online payment of **₹ 200/- per question challenged** as processing charges. The provisional Answer Keys are likely to be displayed for two to three days.

b. Only paid challenges made during stipulated time through key challenge link will be considered. Challenges without justification/evidence and those filed on any other medium other than the prescribed link will not be considered.

c. The NTA decision on the challenges shall be final and no further communication will be entertained. NTA will not inform the Candidates individually about the outcome of the challenges made.

d. The subject experts will examine all the challenges received and then a final Answer Key will be displayed and declared.

e. The result will be compiled based on the Final Answer Key declared. No grievance regarding Answer Key(s) after Declaration of result/NTA Score of JEE (Main) 2027 will be entertained.

11.2 Display of Question Paper attempted and Recorded Responses

The NTA will display the recorded responses and Question Papers attempted by the candidates on the NTA website https://jeemain.nta.nic.in/ prior to the declaration of the result / NTA Score. The recorded responses are likely to be displayed for two to three days. The candidates are advised to download their Response Sheet and retain a hard copy since the same will not be provided at a later stage.

11.3 NTA Score for Paper-1 and Paper-2

Evaluation of multiple-choice questions for Paper-1 and Paper-2 will be carried out using final answer keys and the raw (actual) marks obtained by a candidate will be considered for computation of the result of JEE (Main) – 2027. In Paper 2(A), the marks obtained by the candidates after digital evaluation of Drawing Test will be added to the total marks. For multi-shift papers, raw (actual) marks obtained by the candidates in different shifts/sessions will be converted to NTA Score.

The detailed procedure for the compilation of the NTA Score is available on the NTA Website and in the Appendix-IV of the Information Bulletin.

11.3.1 Compilation and display of Result of Paper-1 of JEE (Main) – 2027

a) **Compilation and display of NTA Score for Session 1 of Paper-1:**

The Session 1 of JEE (Main) - 2027 Paper-1 will be conducted in multi-shifts, and the NTA scores will be calculated corresponding to the raw (actual) marks obtained by a candidate. The calculated NTA scores for all the registered candidates will be declared on the website. This will comprise

the NTA scores for each of the three subjects (Mathematics, Physics and Chemistry) and the total in B.E. / B. Tech of Session 1 of Paper 1 of JEE (Main) – 2027.

b) **Compilation of NTA Score for Session 2 of Paper-1:**

Similarly, Session 2 of JEE (Main) - 2027 Paper-1 will be conducted in multi-shifts, and NTA scores will be calculated corresponding to the raw (actual) marks obtained by a candidate. The calculated NTA scores for all the registered candidates will comprise the two NTA scores for each of the three subjects (Mathematics, Physics and Chemistry) and the total in B.E. / B. Tech of Session 2 of Paper 1 of JEE (Main) – 2027.

c) **Compilation and display of results including overall Merit List/Ranking of Paper 1:**

The NTA scores for each of the candidates in Total in Paper-1 for Session 1 as well as for Session 2 of JEE (Main) - 2027 will be merged for the compilation of results and preparation of the overall Merit List/Ranking. The best of the two NTA Scores in Total (and not in individual subject) will be considered for further processing for those candidates who appeared in both sessions.

In case of a tie, i.e. when two or more candidates obtain equal Total NTA Score in JEE (Main) - 2027, the inter-se merit of such candidates shall be determined as per "Method of resolving ties" given in Chapter 2 for Paper 1[2.4 (5)].

The NTA scores and rank of Paper-1 of JEE (Main) – 2027 for all candidates who appeared in Session 1 as well as in Session 2 for JEE (Main) - 2027 will be declared on the NTA website. This shall comprise the NTA scores obtained by the candidate in Session 1, NTA scores obtained in Session 2, and NTA scores for those who appeared in both sessions (best of the two Total NTA scores) along with the status of those who qualify for appearing in JEE (Advanced) – 2027 is provided subject to other conditions of eligibility being met. The rank shall comprise the Common Rank List and the Category rank.

Note 11.3.1: The Score Card of candidates will be generated as per their Names in the 10th Certificate/ Mark sheet.

11.3.2 Compilation and display of Result of Paper-2A (B. Arch) and Paper-2B (B. Planning) of JEE (Main)-2027

a) Compilation and display of NTA Score for Session 1 of Paper 2A or Paper 2B:

Since JEE (Main) - 2027 Paper-2A (B. Arch) or Paper-2B (B. Planning) will be conducted in two sessions, NTA scores will be calculated corresponding to the raw (actual) marks obtained by a candidate. The calculated NTA scores for all the shifts of Session-1 will be declared on the website. This will comprise the NTA scores for each of the three parts (Mathematics, Aptitude Test and Drawing Test or Planning Based Test) and the total in Paper 2A (B. Arch) or Paper 2B (B. Planning) of Session 1 of JEE (Main) – 2027.

b) Compilation of NTA Score for Session 2 of Paper 2A (B. Arch) or Paper 2B (B. Planning):

Similarly, the NTA score of Session 2 of JEE (Main) - 2027 Paper 2A (B. Arch) or Paper 2B (B. Planning) will be calculated corresponding to the raw (actual) marks obtained by a candidate in that session. The calculated NTA scores for all the shifts will comprise the NTA scores for each of the three parts (Mathematics, Aptitude Test, and Drawing Test or Planning Based Test) and the total in Paper 2A (B. Arch) or Paper 2B (B. Planning) of Session 2 of JEE (Main) – 2027.

c) Compilation and display of results including overall Merit List/ Ranking of Paper 2A (B. Arch) or Paper 2B (B. Planning):

The NTA scores for each of the candidates in Total in Paper 2A (B. Arch) or Paper 2B (B. Planning) for Session 1 as well as for Session 2 of JEE (Main)-2027 will be merged for compilation of results and preparation of overall Merit List/Ranking. The best of the two NTA Scores in Total (and not in individual subject) will be considered for further processing for those candidates who appeared in both sessions.

In case of a tie, i.e. when two or more candidates obtain equal Total NTA Score in JEE(Main)-2027, inter-se merit of such candidates shall be determined as per "Method of resolving ties" given in Chapter- 2 for Paper-2A (B. Arch) and Paper-2B (B. Planning).

The NTA scores and rank of Paper-2A (B. Arch) or Paper-2B (B. Planning) of JEE (Main) – 2027 for all candidates who appeared in Session 1 as well as in Session 2 for JEE (Main) - 2027 will be declared on the NTA website. This shall comprise the NTA scores obtained by the candidate in Session 1, NTA scores obtained in Session 2 and NTA scores for those who appeared in both sessions (best of the two Total NTA scores). The rank shall comprise the Common Rank List and Category rank.

A copy of the Final NTA Score of JEE (Main) – 2027 will be sent to the registered e-mail address of the Candidates.

Note 11.3.2:

1. The Common Rank List shall be compiled and declared after conduct of Session 2 of JEE (Main) - 2027 Examination.
2. No Score/Rank Card will be dispatched to the candidates and the candidates are advised to download their Score/Rank Cards from the JEE (Main) website: www.nta.ac.in/, https://jeemain.nta.nic.in/ only.
3. Only the Common Rank List is used for admissions through Central Seat Allocation Board (CSAB)/Joint Seat Allocation Authority (JoSAA) to NITs/ IIITs/ CFTIs/ SFIs/ Others.
4. All participating Institutions that do not use the Centralized Seat Allocation Process will prepare their own ranking based on the performance in JEE (Main) - 2027 and other criteria as decided by them.
5. **The National Testing Agency (NTA) is an examination conducting body and not an admission giving authority**. Therefore, NTA does not collect the information regarding the total number of seats available in the institutions or the eligibility and reservation criteria followed by the institution**s.**

11.4 Re-evaluation / Re-checking of Result

There shall be no re-evaluation/re-checking of the result. No correspondence in this regard shall be entertained.

11.5 Use of score of JEE (Main) – 2027 by other Organizations

The merit list / scores / result of JEE (Main) – 2027 may be utilized by other Entities of Central / State Governments with their eligibility criteria / norms / applicable regulations / guidelines / rules.

11.6 Admission

The Admission Policy, as announced by the Competent Authority of the admitting institutes, shall be followed at the time of admission. The Candidates are advised to satisfy themselves about their Eligibility for Admission from the respective websites of admitting authorities. *For all seat allocation-related procedures/queries, the candidates are advised to refer to the websites of Joint Seat Allocation Authority (JoSAA) and Central Seat Allocation Board (CSAB) after the declaration of result/ranks of JEE (Main) - 2027.*

NOTE

1. *JoSAA/CSAB authority explicitly reserve the right to modify the eligibility criteria, seat allocation rules, and related procedures at any time, based on administrative, academic, or policy considerations.*
2. *Institutes may have their own eligibility criteria, seat allocation rules and admission process.*
3. *The letters / e-mails / grievances / queries / RTI applications / Court cases pertaining to admission related matters/procedures will not be entertained by NTA. The same may be addressed to the concerned Counseling/Authorities/Admitting Institutions.*
4. NTA is responsible only for conduct of JEE (Main) Examination and not for admission to any institution.

11.6.1 Seat Allocation Process and Admission Procedure

Candidates shall be offered admission based on their choices and Common Rank List of JEE (Main) - 2027 through a Seat Allocation Process to be announced later by JoSAA/ CSAB. The authentication/ verification of relevant documents in support of identification, date of birth, qualifying examination, State of eligibility, category and disability (if any) of the qualifying candidates would be done at the time of the Seat Allocation/ admission process. On failing to produce any of the authentic documents, the candidate may not be considered for admission.

Gen-EWS, SC, ST, OBC and PwD/PwBD candidates will be required to produce the original certificate as per prescribed formats issued by the competent authority at the time of the Seat Allocation/admission process failing which they will not be considered for admission.

11.6.2 Eligibility Criteria for Indian Nationals Appearing in JEE (Advanced) – 2027

Candidates should be among the top 2,50,000 successful candidates (including all categories) in B.E./B.Tech. Paper of JEE (Main) – 2027. The candidate may refer to JEE (Advanced) website ***https://jeeadv.ac.in/*** for the latest information.

CHAPTER-12
MISCELLANEOUS

12.1 Correspondence with NTA

All the correspondence should be addressed by e-mail to NTA on **jeemain@nta.ac.in**. For any queries, candidates may also contact the NTA through its helpline numbers 011-40759000 and 011-69227700.

The email query shall be addressed only if it is not anonymous and contains the name, Registration/ Application No, postal address and contact number of the sender. An email containing vague or general queries and other queries as contained in the Information Bulletin shall not be entertained. Queries shall not be entertained by the person claiming to be representatives, associates or officiates of the applicant candidate. The following information shall not be revealed by phone or email:

a) Internal documentation/ status.
b) Internal decision-making process of NTA. Any claim/ counter claim thereof.
c) Dates & venue of internal meetings or name of the staff/officers dealing with it.
d) Any information which in the opinion of NTA cannot be revealed.

12.2 NTA Weeding Out Rules

The records of Joint Entrance Examination JEE (Main) – 2027, except application data and Scorecard will be preserved till **90 days from the date of declaration of result.**

12.3 Legal Jurisdiction

All disputes pertaining to the conduct of the JEE (Main) – 2027 including Results shall fall within the jurisdiction **of Delhi/New Delhi only**. Further, any grievance/representation arising out of the Result shall be entertained only when raised within 30 days from the declaration of the result. Further, the copy of the Legal Notice or Writ Petition/ Petition/Appeal/ Reply may be served to NTA only through: **legal@nta.ac.in**

The Director (Administration) of the NTA shall be the official by whose designation the NTA may sue or be sued.

ANNEXURES

Annexure-I

(Ministry of Social Justice & Empowerment, Govt. of India Office memorandum No F. No. 34-02/ 2015-DD-III dated 29 August 2018)

Certificate regarding physical limitation in an Examinee to Write

This is to certify that, I have examined Mr./ Ms./ Mrs. _____ (Name of the candidate with disability), a person with _____ (nature and percentage of disability as mentioned in the certificate of disability), S/o/ D/o _____ a resident of _____ (Village/ District/ State) and to state that he/ she has physical limitation which hampers his/her writing capabilities owing to his/ her disability.

Signature

Chief Medical Officer/ Civil Surgeon/ Medical Superintendent of a

Government health care institution

Name & Designation.

Name of Government Hospital/Health Care Centre with Seal

Place:

Date:

Note:- Certificate should be given by a specialist of the relevant stream/ disability (eg. Visual impairment — Ophthalmologist, Locomotor disability — Orthopedic specialist/ PMR).

Annexure -II

(Ministry of Social Justice & Empowerment, Govt. of India F. No. 29-6/2019-DD-III dated 10 August 2022)

Certificate for Person with Specified Disability covered under the definition of Section 2 (s) of the RPwD Act, 2016 but not covered under the definition of Section 2(r) of the said Act, i.e. persons having less than 40% disability and having difficulty in writing

This is to certify that, we have examined Mr/Ms/Mrs ……. (Name of the candidate), S/o /D/o ……, a resident of …… (Vill/PO/ PS/ District/ State), aged …….. yrs, a person with ……. (nature of disability/condition), and to state that he/ she has limitation which hampers his/her writing capability owing to his/her above condition. He/she requires support of scribe for writing the examination.

2. The above candidate uses aids and assistive device such as prosthetics & orthotics, hearing aid (name to be specified) which is /are essential for the candidate to appear at the examination with the assistance of scribe.

3. This certificate is issued only for the purpose of appearing in written examinations conducted by recruitment agencies as well as academic institutions and is valid upto _____ (it is valid for maximum period of six months or less as may be certified by the medical authority)

Signature of Medical Authority

(Signature & Name)	(Signature & Name)	(Signature & Name)	(Signature & Name)	(Signature & Name)
Orthopedic / PMR specialist	Clinical Psychologist/ Rehabilitation Psychologist/Psychiatrist / Special Educator	Neurologist (if available)	Occupational therapist (if available)	Other Expert, as nominated by the Chairperson (if any)
(Signature & Name)				
Chief Medical Officer……Chairperson	Officer/Civil	Surgeon/Chief	District	Medical

Name of Government Hospital/Health Care Centre with Seal

Date :
Place :

Annexure -III

(Ministry of Social Justice & Empowerment)

Letter of Undertaking for using Own Scribe

I _____, a candidate with _____ (nature of disability/condition) appearing for the _____(name of the examination) bearing Roll No. _____at ___ (name of the centre) in the District _____, _____ (name of the State). My educational qualification is _____.

2. I do hereby state that _____ (name of the scribe) will provide the service of scribe for the undersigned for taking the aforementioned examination.

3. I do hereby undertake that his qualification is _____. In case, subsequently it is found that his qualification is not as declared by the undersigned and is beyond my qualification. I shall forfeit my right to the post or certificate/diploma/degree and claims relating thereto.

(Signature of the candidate)

(Counter Signature by the parent/guardian, if the candidate is minor)

Place :

Date :

APPENDICES

Appendix-I

Payment of Exam Fee - Procedure/ Mode / Service Provider, Service Charges and Helpdesk

After completing **Step 2** of the **Online Application Form**, the candidate may remit the examination fee **(Step 3)** in the following manner:

- Check the validity of the Debit/ Credit Card and keep it ready with you while logging on to the website for submitting the Application Form. The candidates should enter the information asked for and make payment through a Debit/ Credit Card.
- Through Net Banking, check the balance in your account and keep all credentials ready with you while logging on to the website for making payments. The candidates should log in with his/ her credentials of net banking and make payments accordingly.
- For payment through a UPI Service, check whether there is a requisite balance in the Bank Account/ Wallet to which the concerned UPI is linked.

The prescribed Examination Fee (please see the Information at a Glance) can be paid through any Bank/Payment Gateway of UBI/ SBI/ Canara Bank in any Payment Mode [service/processing charges per transaction and GST as applicable are to be borne by the candidate].

Note: In case, the fee payment status is not 'OK', or the Confirmation Page of the Online Application is not generated after fee payment (completion of Step 3) of the candidate is advised to contact the helpline number/email of the concerned Bank/ Payment Gateway Integrator, as mentioned below:-

S. No	Mode of Payment	UBI		STATE BANK OF INDIA		CANARA BANK	
1	Net Banking	HDFC, ICICI, SBI, AXIS	NIL	SBI	Rs.5.00+GST	Other Banks (Including Canara Bank)	Rs.13 + GST
		Rest All Banks	NIL	Other Banks	Rs 5.00+GST	HDFC, ICICI, SBI, AXIS	Rs.17 + GST
2	Debit Cards	Visa/Master	NIL	Nil		Visa/Master	Transaction up to Rs.2000/- 0.40% + GST
			NIL				Transaction above Rs.2000/- 0.85% + GST
		Rupay	NIL			Rupay	NIL Charge
3	Credit Cards	Domestic	NIL	Domestic	0.80% + GST (Minimum Rs 11/-)	Domestic	1.10% + GST
				International	3.50% of Fee+ GST (Minimum Rs 11/-)		
4	Unified Payment Interface (UPI)	NIL		NIL Charge		NIL Charge	

a) If Paying through State Bank of India (SBI):

Level	Name	Email ID	Contact Number
1.	Helpdesk3	Sbi.00727@sbi.co.in	011-26391804
2.	Customer Care	agmcustomer.Ihodel@sbi.co.in	1800112211
3.	Through SMS	UNHAPPY	8008202020

b) If Paying through Canara Bank:

Level	Name	Email ID
1	HelpDesk	pgsupport@billdesk.com; dssrosdel@canarabank.com; tmscodel@canarabank.com; cb0268@canarabank.com;
2	Complaint Management Services	pgsupport@billdesk.com dssrosdel@canarabank.com; tmscodel@canarabank.com; cb0268@canarabank.com
3	Customer Care	pgsupport@billdesk.com dssrosdel@canarabank.com; tmscodel@canarabank.com; cb0268@canarabank.com

c) If Paying through Union Bank of India:

Level	Name	Email ID
1	**Customer Care**	**pgsupport@billdesk.com**
2		**nodal@billdesk.com**

Procedure to raise payment related Grievance:

After successful completion of Step-3, Confirmation Page of the Application Form, should be downloaded and a printout of the same may be retained for future reference. The Confirmation Page of the online Application Form could be generated only after successful payment by the Candidate.
In case the Confirmation Page is not generated after payment of prescribed Fee, then the candidate should approach the concerned Bank/ Payment Gateway integrator (in the helpline number and email mention above) for ensuring the successful payment. Inspite of above, if successful transaction is not reflected on the Portal, the candidate may contact NTA Helpline. If the payment issue is still not resolved, the candidate may pay second time.

Email: helpdesk - jeemain@nta.ac.in.

Phone No.: 011-40759000 / 011-69227700

However, any duplicate payment received from the candidate by NTA in course of said transactions will be refunded through the same payment mode through which the duplicate payment is received, after fee reconciliation by NTA.

Information to be provided by the Candidate while raising any payment related query/grievance through email / Helplines:

a. Name of the Bank and / or payment Gateway.
b. Date and time of the transaction
c. Transaction Number
d. Bank Reference Number
e. Proof of transaction Screenshot from the payment portal (in case of payment failure)

Appendix – II

List of Examination Cities for JEE (Main) – 2027

SI.No.	STATE	CITY	CITY_CODE
1	Andaman & Nicobar	Port Blair	AN01
2	Andhra Pradesh	Amalapuram	AP34
3	Andhra Pradesh	Anantapur	AP01
4	Andhra Pradesh	Bhimavaram	AP03
5	Andhra Pradesh	Chittoor	AP05
6	Andhra Pradesh	Eluru	AP06
7	Andhra Pradesh	Guntur	AP07
8	Andhra Pradesh	Kadapa	AP08
9	Andhra Pradesh	Kakinada	AP09
10	Andhra Pradesh	Kurnool	AP10
11	Andhra Pradesh	Machilipatnam	AP27
12	Andhra Pradesh	Madanapalle	AP35
13	Andhra Pradesh	Markapur	AP36
14	Andhra Pradesh	Nandyal	AP29
15	Andhra Pradesh	Narasaraopet	AP20
16	Andhra Pradesh	Nellore	AP11
17	Andhra Pradesh	Ongole	AP12
18	Andhra Pradesh	Proddatur	AP21
19	Andhra Pradesh	Puttur	AP37
20	Andhra Pradesh	Rajahmundry	AP13
21	Andhra Pradesh	Rayachoty	AP38
22	Andhra Pradesh	Srikakulam	AP14
23	Andhra Pradesh	Surampalem	AP23
24	Andhra Pradesh	Tadepalligudem	AP30
25	Andhra Pradesh	Tirupati	AP16
26	Andhra Pradesh	Tiruvuru	AP40
27	Andhra Pradesh	Vijayawada	AP17
28	Andhra Pradesh	Visakhapatnam	AP18
29	Andhra Pradesh	Vizianagaram	AP19
30	Arunachal Pradesh	Itanagar/Naharlagun/Papum Pare	AL01
31	Assam	Dibrugarh	AM01
32	Assam	Guwahati	AM02
33	Assam	Jorhat	AM03
34	Assam	Silchar(Assam)	AM04
35	Assam	Tezpur	AM05
36	Bihar	Arrah	BR09
37	Bihar	Aurangabad (Bihar)	BR01
38	Bihar	Bhagalpur	BR02

SI.No.	STATE	CITY	CITY_CODE
39	Bihar	Bihar Sharif	BR38
40	Bihar	Darbhanga	BR04
41	Bihar	Gaya	BR05
42	Bihar	Muzaffarpur	BR06
43	Bihar	Patna	BR07
44	Bihar	Purnea	BR08
45	Bihar	Samastipur	BR12
46	Bihar	Sasaram	BR17
47	Chandigarh	Chandigarh/Panchkula	CH01
48	Chhattisgarh	Ambikapur	CG04
49	Chhattisgarh	Bhilai Nagar/ Durg	CG01
50	Chhattisgarh	Bilaspur (Chhattisgarh)	CG02
51	Chhattisgarh	Jagdalpur	CG08
52	Chhattisgarh	Raipur	CG03
53	Dadra & Nagar Haveli	Silvassa	DN01
54	Daman & Diu	Diu	DD02
55	Delhi	Delhi/New Delhi	DL01
56	Goa	Panaji/Madgaon/Margao	GO01
57	Gujarat	Ahmedabad	GJ01
58	Gujarat	Anand	GJ02
59	Gujarat	Bardoli	GJ35
60	Gujarat	Bhavnagar	GJ03
61	Gujarat	Bhuj	GJ17
62	Gujarat	Gandhinagar	GJ23
63	Gujarat	Godhra	GJ24
64	Gujarat	Jamnagar	GJ06
65	Gujarat	Junagadh	GJ07
66	Gujarat	Mehsana	GJ08
67	Gujarat	Navsari	GJ15
68	Gujarat	Rajkot	GJ10
69	Gujarat	Surat	GJ11
70	Gujarat	Vadodara	GJ12
71	Gujarat	Vapi	GJ34
72	Haryana	Ambala	HR01
73	Haryana	Kurukshetra	HR07
74	Haryana	Faridabad	HR03
75	Haryana	Gurugram	HR04
76	Himachal Pradesh	Bilaspur (Himachal Pradesh)	HP01
77	Himachal Pradesh	Hamirpur (Himachal Pradesh)	HP03
78	Himachal Pradesh	Kangra/Palampur	HP04

SI.No.	STATE	CITY	CITY_CODE
79	Himachal Pradesh	Kullu	HP10
80	Himachal Pradesh	Mandi	HP08
81	Himachal Pradesh	Shimla	HP06
82	Himachal Pradesh	Una	HP09
83	Jammu and Kashmir	Baramulla	JK01
84	Jammu and Kashmir	Jammu	JK02
85	Jammu and Kashmir	Pulwama	JK06
86	Jammu and Kashmir	Samba	JK03
87	Jammu and Kashmir	Srinagar (J & K)	JK04
88	Jharkhand	Bokaro	JH01
89	Jharkhand	Dhanbad	JH02
90	Jharkhand	Hazaribagh	JH05
91	Jharkhand	Jamshedpur	JH03
92	Jharkhand	Ramgarh	JH06
93	Jharkhand	Ranchi	JH04
94	Karnataka	Belagavi(Belgaum)	KK02
95	Karnataka	Bengaluru	KK20
96	Karnataka	Bidar	KK05
97	Karnataka	Chikmagalur	KK23
98	Karnataka	Davangere	KK06
99	Karnataka	Dharwad	KK10
100	Karnataka	Gulbarga/Kalaburagi	KK08
101	Karnataka	Hassan	KK09
102	Karnataka	Hubli	KK27
103	Karnataka	Mangaluru (Mangalore)	KK12
104	Karnataka	Mysuru (Mysore)	KK14
105	Karnataka	Shivamogga (Shimoga)	KK15
106	Karnataka	Tumakuru	KK16
107	Karnataka	Udupi/Manipal	KK17
108	Kerala	Alappuzha/Chengannur	KL01
109	Kerala	Ernakulam/Moovattupuzha	KL04
110	Kerala	Idukki	KL05
111	Kerala	Kannur	KL07
112	Kerala	Kasaragod	KL08
113	Kerala	Kollam	KL09
114	Kerala	Kottayam	KL11
115	Kerala	Kozhikode/Calicut	KL12
116	Kerala	Malappuram	KL13
117	Kerala	Palakkad	KL15
118	Kerala	Pathanamthitta	KL16

SI.No.	STATE	CITY	CITY_CODE
119	Kerala	Thiruvananthapuram	KL17
120	Kerala	Thrissur	KL18
121	Kerala	Wayanad	KL19
122	Ladakh (UT)	Kargil	LL02
123	Ladakh (UT)	Leh	LL01
124	Lakshadweep	Kavaratti	LD01
125	Madhya Pradesh	Balaghat	MP01
126	Madhya Pradesh	Bhopal	MP03
127	Madhya Pradesh	Chhatarpur	MP24
128	Madhya Pradesh	Gwalior	MP06
129	Madhya Pradesh	Indore	MP07
130	Madhya Pradesh	Jabalpur	MP08
131	Madhya Pradesh	Sagar	MP12
132	Madhya Pradesh	Satna	MP13
133	Madhya Pradesh	Ujjain	MP15
134	Maharashtra	Ahilyanagar	MR01
135	Maharashtra	Akola	MR02
136	Maharashtra	Amravati	MR03
137	Maharashtra	Beed	MR30
138	Maharashtra	Bhandara	MR31
139	Maharashtra	Buldhana	MR32
140	Maharashtra	Chandrapur	MR09
141	Maharashtra	Chhatrapati Sambhaji Nagar	MR04
142	Maharashtra	Dhule	MR10
143	Maharashtra	Gadchiroli	MR40
144	Maharashtra	Jalgaon	MR13
145	Maharashtra	Jalna	MR42
146	Maharashtra	Kolhapur	MR14
147	Maharashtra	Kopargaon	MR44
148	Maharashtra	Latur	MR15
149	Maharashtra	Mumbai/Navi Mumbai	MR16
150	Maharashtra	Nagpur	MR17
151	Maharashtra	Nanded	MR18
152	Maharashtra	Nashik	MR19
153	Maharashtra	Pandharpur	MR45
154	Maharashtra	Parbhani	MR38
155	Maharashtra	Pune	MR22
156	Maharashtra	Raigad	MR23
157	Maharashtra	Ratnagiri	MR24
158	Maharashtra	Sangli	MR25

SI.No.	STATE	CITY	CITY_CODE
159	Maharashtra	Satara	MR26
160	Maharashtra	Sinnar	MR46
161	Maharashtra	Solapur	MR27
162	Maharashtra	Thane	MR28
163	Maharashtra	Wardha	MR29
164	Manipur	Churachandpur	MN03
165	Manipur	Imphal	MN01
166	Manipur	Kakching	MN04
167	Meghalaya	Shillong	MG01
168	Meghalaya	Tura	MG04
169	Mizoram	Aizawl	MZ01
170	Nagaland	Dimapur	NL01
171	Nagaland	Kohima	NL02
172	Odisha	Angul	OR10
173	Odisha	Balangir	OR20
174	Odisha	Balasore (Baleswar)	OR02
175	Odisha	Bargarh	OR21
176	Odisha	Baripada/Mayurbanj	OR12
177	Odisha	Berhampur / Ganjam	OR03
178	Odisha	Bhadrak	OR11
179	Odisha	Bhubaneswar	OR04
180	Odisha	Cuttack	OR05
181	Odisha	Dhenkanal	OR06
182	Odisha	Jajpur	OR13
183	Odisha	Jeypore (Odisha)	OR19
184	Odisha	Jharsuguda	OR22
185	Odisha	Kalahandi	OR18
186	Odisha	Kendujhar (Keonjhar)	OR15
187	Odisha	Puri	OR16
188	Odisha	Rayagada	OR26
189	Odisha	Rourkela	OR08
190	Odisha	Sambalpur	OR09
191	Odisha	Sundergarh	OR14
192	Puducherry	Puducherry	PO01
193	Punjab	Amritsar	PB01
194	Punjab	Bathinda	PB02
195	Punjab	Jalandhar	PB04
196	Punjab	Ludhiana	PB05
197	Punjab	Pathankot	PB07
198	Punjab	Patiala/Fatehgarh Sahib	PB08

SI.No.	STATE	CITY	CITY_CODE
199	Punjab	Sahibzada Ajit Singh Nagar	PB12
200	Rajasthan	Ajmer	RJ01
201	Rajasthan	Alwar	RJ02
202	Rajasthan	Bharatpur	RJ16
203	Rajasthan	Bhilwara	RJ12
204	Rajasthan	Bikaner	RJ05
205	Rajasthan	Dausa	RJ17
206	Rajasthan	Hanumangarh	RJ23
207	Rajasthan	Jaipur	RJ06
208	Rajasthan	Jodhpur	RJ07
209	Rajasthan	Kota	RJ08
210	Rajasthan	Sikar	RJ09
211	Rajasthan	Sriganganagar	RJ10
212	Rajasthan	Udaipur	RJ11
213	Sikkim	Gangtok	SM01
214	Tamil Nadu	Chennai	TN01
215	Tamil Nadu	Coimbatore	TN02
216	Tamil Nadu	Cuddalore	TN03
217	Tamil Nadu	Dharmapuri	TN26
218	Tamil Nadu	Dindigul	TN27
219	Tamil Nadu	Erode	TN28
220	Tamil Nadu	Kallakurichi	TN39
221	Tamil Nadu	Kanchipuram	TN05
222	Tamil Nadu	Kanyakumari/Nagercoil	TN06
223	Tamil Nadu	Karur	TN29
224	Tamil Nadu	Krishnagiri	TN21
225	Tamil Nadu	Madurai	TN08
226	Tamil Nadu	Nagapattinam	TN30
227	Tamil Nadu	Namakkal	TN10
228	Tamil Nadu	Pudukkottai	TN31
229	Tamil Nadu	Ramanathapuram	TN32
230	Tamil Nadu	Salem	TN11
231	Tamil Nadu	Thanjavur	TN12
232	Tamil Nadu	Theni	TN40
233	Tamil Nadu	Thiruvallur	TN34
234	Tamil Nadu	Thoothukudi	TN13
235	Tamil Nadu	Tiruchirappalli	TN14
236	Tamil Nadu	Tirunelveli	TN15
237	Tamil Nadu	Tirupattur	TN41
238	Tamil Nadu	Tiruppur	TN22

SI.No.	STATE	CITY	CITY_CODE
239	Tamil Nadu	Tiruvannamalai	TN35
240	Tamil Nadu	Vellore	TN18
241	Tamil Nadu	Viluppuram	TN23
242	Tamil Nadu	Virudhunagar	TN20
243	Telangana	Adilabad	TL12
244	Telangana	Hyderabad/Secunderabad	TL01
245	Telangana	Jagtial	TL15
246	Telangana	Karimnagar	TL02
247	Telangana	Khammam	TL03
248	Telangana	Kodad	TL25
249	Telangana	Kothagudem	TL17
250	Telangana	Mahbubnagar	TL04
251	Telangana	Nalgonda	TL05
252	Telangana	Nizamabad	TL08
253	Telangana	Peddapalli	TL26
254	Telangana	Siddipet	TL11
255	Telangana	Warangal	TL07
256	Tripura	Agartala	TA01
257	Uttar Pradesh	Agra	UP01
258	Uttar Pradesh	Aligarh	UP02
259	Uttar Pradesh	Allahabad/Prayagraj	UP03
260	Uttar Pradesh	Ambedkar Nagar	UP25
261	Uttar Pradesh	Ayodhya	UP06
262	Uttar Pradesh	Azamgarh	UP19
263	Uttar Pradesh	Ballia	UP20
264	Uttar Pradesh	Bareilly	UP04
265	Uttar Pradesh	Bulandshahr	UP29
266	Uttar Pradesh	Chandauli	UP41
267	Uttar Pradesh	Firozabad	UP22
268	Uttar Pradesh	Ghazipur	UP23
269	Uttar Pradesh	Gorakhpur	UP08
270	Uttar Pradesh	Jhansi	UP10
271	Uttar Pradesh	Kanpur	UP11
272	Uttar Pradesh	Lucknow	UP12
273	Uttar Pradesh	Mathura	UP13
274	Uttar Pradesh	Mau	UP35
275	Uttar Pradesh	Meerut	UP14
276	Uttar Pradesh	Moradabad	UP15
277	Uttar Pradesh	Muzaffarnagar	UP16
278	Uttar Pradesh	Pratapgarh	UP43

SI.No.	STATE	CITY	CITY_CODE
279	Uttar Pradesh	Raebareli	UP37
280	Uttar Pradesh	Saharanpur	UP38
281	Uttar Pradesh	Varanasi	UP18
282	Uttar Pradesh	Ghaziabad	UP07
283	Uttar Pradesh	Noida/Greater Noida	UP09
284	Uttarakhand	Almora	UK09
285	Uttarakhand	Dehradun	UK01
286	Uttarakhand	Haldwani	UK02
287	Uttarakhand	Pauri Garhwal	UK08
288	Uttarakhand	Roorkee	UK06
289	West Bengal	Bankura	WB16
290	West Bengal	Burdwan (Bardhaman)	WB02
291	West Bengal	Durgapur	WB04
292	West Bengal	Hooghly	WB06
293	West Bengal	Howrah	WB07
294	West Bengal	Kalyani	WB08
295	West Bengal	Kharagpur	WB13
296	West Bengal	Kolkata	WB10
297	West Bengal	Malda	WB20
298	West Bengal	Murshidabad	WB21
299	West Bengal	Purba Medinipur	WB14
300	West Bengal	Siliguri	WB11
301	West Bengal	Suri	WB22
302	Bahrain	Manama	ZZ01
303	Kuwait	Kuwait City	ZZ10
304	Nepal	Kathmandu	ZZ05
305	Oman	Muscat	ZZ06
306	Qatar	Doha	ZZ03
307	Saudi Arabia	Riyadh	ZZ07
308	UAE	Dubai	ZZ04
309	UAE - Abu Dhabi	Abu Dhabi	ZZ17
310	UAE - Sharjah	Sharjah	ZZ08

Appendix – III

Computer Based Test (CBT) Guidelines

The major examinations being conducted by NTA are Computer-Based Tests (CBT). A CBT requires candidates to sit in front of a computer terminal (node) allocated to them against their Roll number and Admit card. After logging the candidate will get detailed instructions for the examinations. At the designated time of the start of the examination, the candidates will be able to proceed and see the questions on the computer screen using the computer mouse. Candidates will have the option to change/modify/edit/answers already entered at any time during the examination.

Procedure for appearing in Computer Based Test (CBT):

(Sample/mock test will be available on the NTA website: www.nta.ac.in for hands-on practice)

a) A computer terminal (node) indicating the Roll Number will be allocated to each candidate. Candidates should find and sit on their allocated computers only. Any candidate found to have changed room/hall or the computer on their own other than the one allotted would lead to cancellation of candidature and no plea in this regard would be entertained.

b) For login, the candidate will have to enter a login ID and password. The computer terminal allotted to the candidate will display the WELCOME login screen, the Candidate's photograph and the subject opted by the candidate.

Candidate Login Page & Candidate Welcome Screen

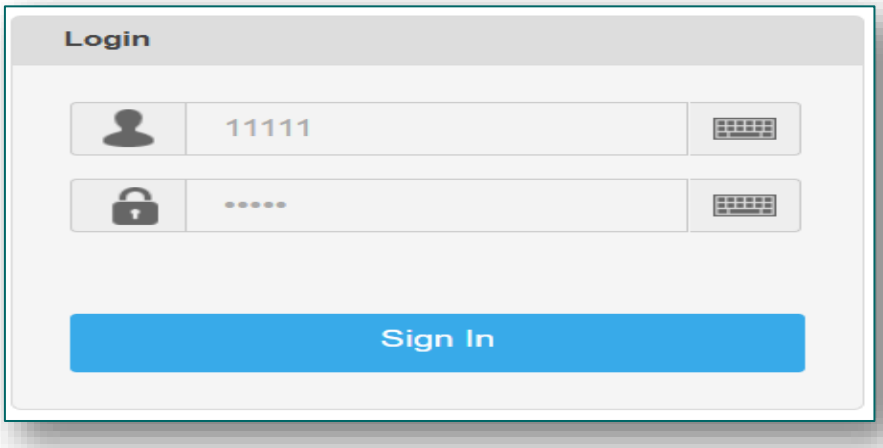

c) After login, the candidate shall be able to see the detailed instructions for the examination. Candidates are advised to go through the instructions carefully regarding the type of questions and marking scheme. At the designated time of the start of the examination, the candidates will be able to proceed and see the questions on the computer screen.

Please read the instructions carefully

General Instructions:

1. The total duration of the examination is 180 minutes for Paper 1 (B.E./B.Tech) and 210 minutes for (B. Arch and B. Planning) both.

2. The clock will be set at the server. The countdown timer in the top right corner of screen will display the remaining time available for you to complete the examination. When the timer reaches zero, the examination will end by itself. You will not be required to end or submit your examination.

3. The Question Palette displayed on the right side of screen will show the status of each question using one of the following symbols:

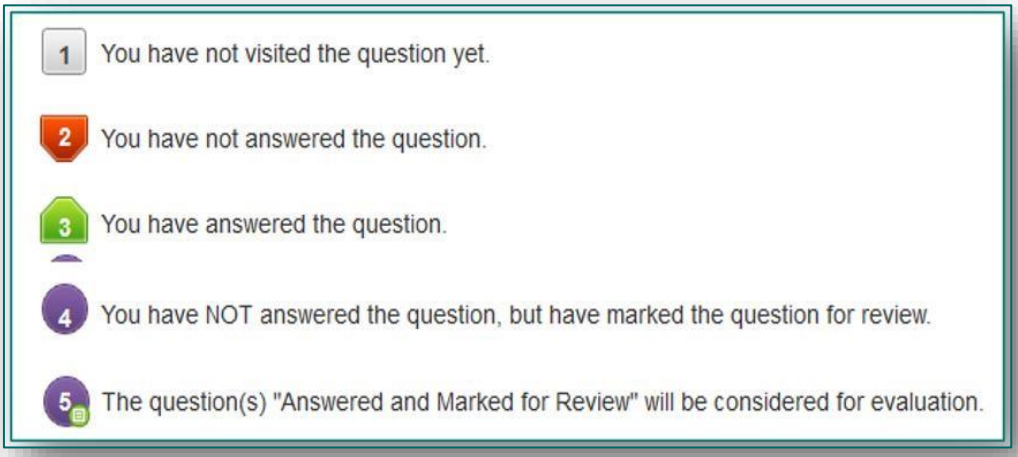

4. The 'Marked for Review' status for a question simply indicates that you would like to look at that question again.

5. You can click on your "Profile" image on the top right corner of your screen to change the language during the exam for the entire question paper. On clicking on the Profile image, you will get a drop-down to change the question content to the desired language.

6. You can click on the ">" arrow which appears to the left of the question palette to collapse the question palette thereby maximizing the question window. To view the question palette again, you can click on "< " which appears on the right side of the question window.

7. You can click on to navigate to the bottom and to navigate to the top of the question area, without scrolling.

Navigating to a Question:

8. To answer a question, do the following:

a) Click on the question number in the Question Palette at the right of your screen to go to that question directly. Note that using this option does NOT save your answer to the current question.



b) Click on Save & Next to save your answer for the current question and then go to the next question.

c) Click on Mark for Review & Next to save your answer for the current question, mark it for review, and then go to the next question.

Answering a Question:

9. Procedure for answering a Multiple-Choice Type question:

a) To select your answer, click on the button of one of the options.

b) To deselect your chosen answer, click on the button of the chosen option again or click on the Clear Response button.

c) The answer can be changed, if required, anytime during the test. To save the answer, the candidate MUST click on the "Save and Next" button.

d) To save your answer, you must click on the Save & Next button

10. To mark the question for review (without answering it), click on the 'Mark for Review & Next' button.

11. To change your answer to a question that has already been answered, first select that question for answering and then follow the procedure for answering that type of question.The candidates will have the option to change the previously saved answer to any question, anytime during the entire duration of the test. To change the answer to a question that has already been answered, first select the corresponding question from the Question Palette, then click on "Clear Response" to clear the previously entered answer and subsequently follow the procedure for answering that type of question.

Navigating through sections:

12. Sections in this question paper are displayed on the top bar of the screen. Questions in a section can be viewed by clicking on the Section name. The section you are currently viewing is highlighted.

13. After clicking the Save and Next button on the last question for a Section, you will automatically be taken to the first question of the next section.

14. You can shuffle between sections and questions anytime during the examination as per your convenience only during the time stipulated.

15. The candidate can view the corresponding section summary as part of the legend that appears in every section above the question palette.

Instruction for Question:

16. For the correctness of the translation for a particular language, only the English version will be considered as the final version for evaluation purposes.

17. The keyboard attached to the computer, if any, will be disabled during the entire duration of the examination. Depending on the type of question, the answers to questions can either be entered by clicking on the virtual on-screen keyboard (numeric or otherwise) using the computer mouse or by clicking the chosen option(s) using the computer mouse. Candidates will have the option to change/modify answers already entered at any time during the entire duration of the examination.

18. In case the computer/mouse allotted to any candidate malfunctions during the test, he/she will be immediately allotted another computer system and the time lost due to this will be adjusted in the server so as to give the candidate the full allotted time.

19. The on-screen computer clock counter of every candidate will be set at the server. The countdown timer on the top right side of the computer screen will display the time remaining (in minutes) available for the candidate to complete the examination. When the timer reaches zero, the examination will end by itself. The candidates will not be required to end or submit the examination.

20. The Question Palette displayed on the screen will show the status of each question using one of the following symbols:

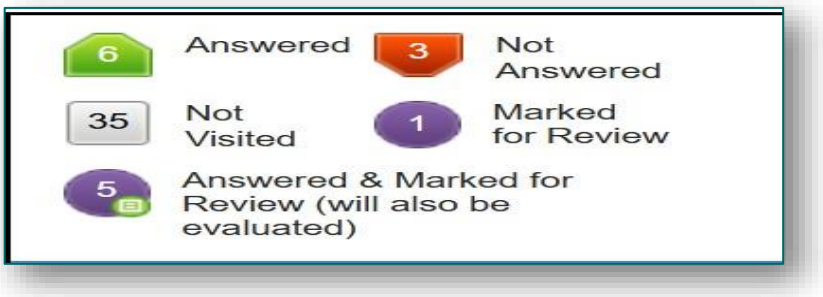

21. The question(s) "Answered and Marked for Review" status for a question indicates that the candidates would like to have a relook at that question again. A candidate has the option of answering a question and simultaneously "Marked for Review", these answers will be considered for evaluation. However, if a candidate has simply put "Marked for Review" for a question without answering it, the corresponding question marked for review without an answer will not be considered for evaluation. It may be noted that a candidate can return to any "Marked for Review" question at any time during the examination by clicking on the corresponding question number icon displayed on the Question Palette of the corresponding section.

a) Blank Sheets for doing Rough Work/ Calculations shall be provided to the candidates. The Blanks Sheets would have a Header page for the candidates to write down his/her Name and Roll Number. All calculations/writing work is to be done only in the Blank Sheets provided at the Centre in the Examination Room/Hall and on completion of the test candidates must hand over the rough sheets to the invigilator on duty in the Room/Hall.

b) Procedure for answering questions that require inputs from the on-screen virtual keyboard (numeric or otherwise):

i) The candidate will have to use the on-screen virtual keyboard (that would be displayed just below the question statement of these types of questions) and the attached computer mouse to enter his/her answer in the space provided for the answer.

On-Screen Virtual Keyboard

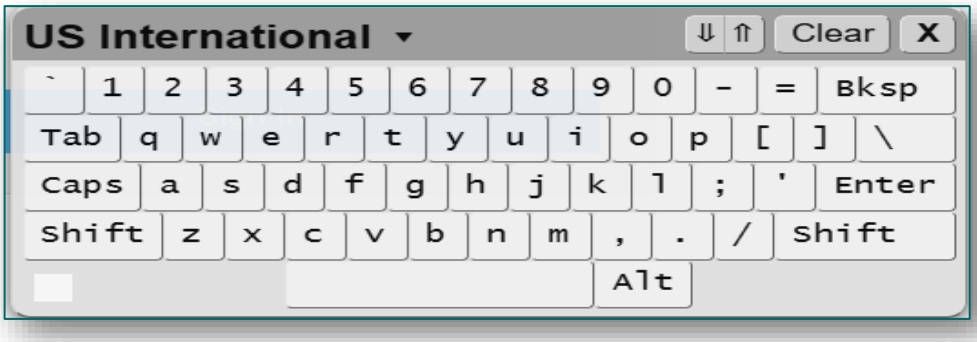

c) Accessibility

a) Candidate can switch to dark mode or light mode throughout the course of examination.
b) Candidate can increase / decrease the font size of console.
c) Candidate can enable the cursor trail.
d) Candidate can choose the cursor Size.

d) **Screen Magnifier. Candidate can magnify the content on the console. Procedure for viewing the question in more enlarged way. That requires using "Screen Magnifier" option.**

In the example below the section marked in red is moved over question part which has enlarged the view of the same.

Using this option, it will activate an onscreen section which should be dragged and will enlarge the portion over which the section is dragged to.

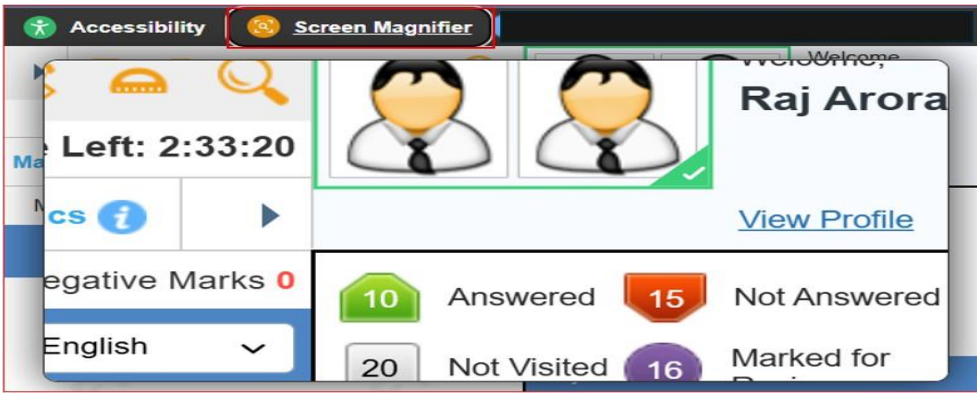

Appendix - IV

Procedure to be adopted for compilation of NTA scores for Multi-Shift Papers

Normalization procedure based on PERCENTILE SCORE

NTA may conduct Examinations on multiple dates, generally in two Shifts per day. The candidates will be given different sets of questions, one question paper per Shift, and it is quite possible that in spite of all efforts to maintain equivalence among various question papers, the difficulty level of these question papers administered in different Shifts may not be exactly the same. Some of the candidates may end up attempting a relatively tougher set of questions when compared to other sets. The candidates who attempt the comparatively tougher examination are likely to get lower marks as compared to those who attempt the easier one. In order to overcome such a situation, a "Normalization procedure based on Percentile Score" will be used to ensure that candidates are neither benefitted nor disadvantaged due to the difficulty level of the Examination. With the objective of ensuring that a candidate's true merit is identified and that a level playing field is created in the above context, the Normalization Procedure, set out below shall be adopted, for compiling the NTA scores for multi-Shift papers.

The process of Normalization is an established practice for comparing candidate scores across multi-shifts papers and is similar to those being adopted in other large educational selection tests conducted in India. For normalization across Shifts, NTA shall use the percentile equivalence.

Percentile Scores: Percentile scores are scores based on the Shift-wise relative performance of all those who appear for the examination. The marks obtained are transformed into a scale ranging from 100 to 0 for each Shift of examinees.

The Percentile Score indicates the percentage of candidates that have scored EQUAL TO OR BELOW (same or lower raw scores) that particular Candidate in that Shift. Therefore the topper (highest score) of each Shift will get the same Percentile of 100 which is desirable. The marks obtained in between the highest and lowest scores are also converted to appropriate Percentiles.

The Percentile score will be the Normalized Score for the Examination (instead of the raw marks of the candidate) and shall be used for the preparation of the merit lists.

The Percentile Scores will be calculated up to 7 decimal places to avoid the bunching effect and reduce ties.

The Percentile score of a Candidate is calculated as follows:

$$\frac{\text{100 X Number of candidates appeared in the 'Shift' with raw score EQUAL TO OR LESS than the candidate.}}{\text{The total number of the candidates who appeared in the 'Shift'}}$$

Note: The Percentile of the Total shall NOT be an aggregate or average of the Percentile of the individual subject. The percentile score is not the same as the percentage of marks obtained.

Example: Suppose a test was held in 4 Shifts of Examinees as per details given below:

(Allocation of Days and Shifts was done randomly)

(a) The distribution of candidates was as follows:

Day-1 Shift-1, Day-1 Shift-2, Day-2 Shift-1 and Day-2 Shift-2.

Day/ Shift	No of Candidates			Marks	
	Absent	Appeared	Total	Highest	Lowest
Day-1 Shift-1	3974	28012	31986	335	-39
Day-1 Shift-2	6189	32541	38730	346	-38
Day-2 Shift-1	6036	41326	47362	331	-49
Day-2 Shift-2	9074	40603	49677	332	-44
Total	**25273**	**142482**	**167755**	**346**	**-49**

In this method of scoring the HIGHEST RAW SCORE in each paper (irrespective of the raw scores) will be the 100 Percentile indicating that 100% of candidates have scored equal to or lesser than the highest scorer/ topper for that Shift.

Highest Raw Score and Percentile Score: All the highest raw scores will have a normalized Percentile Score of 100 for their respective Shift.

Day/ Shift	Total Candidates Appeared	Highest Raw Score	Candidates who scored EQUAL OR LESS THAN the Highest Raw Score	Percentile Score	Remarks
Day-1 Shift-1	28012	335	28012	100.0000000 [(28012/28012) *100]	i.e. All the highest raw scores in each shift would be normalized to 100 Percentile Score.
Day-1 Shift-2	32541	346	32541	100.0000000 [(32541/32541) *100]	
Day-2 Shift-1	41326	331	41326	100.0000000 [(41326/41326) *100]	
Day-2 Shift-2	40603	332	40603	100.0000000 [(40603/40603) *100]	

Lowest Raw Score and Percentile Score: The percentile Score of all the lowest raw scores will depend on the total number of candidates who have taken the Examination for their respective Shifts.

Day/ Shift	Total Candidates Appeared	Lowest Raw Score	Candidates who scored EQUAL OR LESS THAN the Lowest Raw Score	Percentile Score	Remarks
Day-1 Shift-1	28012	-39	1	0.0035699 [(1/28012) *100]	i.e. , Percentile Score of **all the lowest raw scores are different**, i.e., Percentile Score depends on the total number of candidates who have taken the Examination for their respective shift.
Day-1 Shift-2	32541	-38	1	0.0030730 [(1/32541) *100]	
Day-2 Shift-1	41326	-49	1	0.0024198 [(1/41326) *100]	
Day-2 Shift-2	40603	-44	1	0.0024629 [(1/40603) *100]	

The following is a further explanation of the interpretation of the raw scores and Percentile Score in Shift -3 (Day-2 and Shift-1) with 41326 candidates who have taken the examination.

Candidate	Percentile Score	No of Candidates	Raw Score	Remark
A	**100.0000000** [(41326/41326) *100]	**1**	**331**	This indicates that amongst those who appeared, 100% have scored either EQUAL TO OR LESS THAN candidate A **(331 raw scores)**.
				It also indicates that no candidate has scored more than candidate A **(331 raw scores)**.
B	**90.1224411** [(37244/41326) *100]	**77**	**121**	This indicates that amongst those who appeared, 90.1224411% have scored either EQUAL TO OR LESS THAN candidate B **(121 raw scores)**.
				It also indicates that the remaining candidates have scored more than candidate B **(121 raw scores)**.
C	**50.4549194** [(20851/41326) *100]	**381**	**41**	This indicates that amongst those who appeared, 50.4549194% have scored either EQUAL TO OR LESS THAN candidate C **(41 raw scores)**.
				It also indicates that the remaining those who appeared have scored more than candidate C **(41 raw scores)**.
D	**31.7040120** [(13102/41326) *100]	**789**	**25**	This indicates that amongst those who appeared, 31.7040120% have scored either EQUAL TO OR LESS THAN candidate D **(25 raw scores)**
				It also indicates that the remaining candidates have scored more than candidate D **(25 raw scores)**
E	**1.1034216** [(456/41326) *100]	**100**	**-15**	Indicates that amongst those who appeared, 1.1034216% have scored either EQUAL TO OR LESS THAN candidate E **(-15 raw score)**
				It also indicates that the remaining candidates have scored more than candidate E **(-15 raw score)**

STEP-BY-STEP PROCEDURE FOR NORMALIZATION AND PREPARATION OF RESULT:

Step-1: Distribution of Examinees in two Shifts:

Candidates have to be distributed into two Shifts randomly so that each Shift has an approximately equal number of candidates.

Day-1 Shift -1, Day-1 Shift -2

In the event of more number of days or less number of Shift, the candidates will be divided accordingly.

This will ensure that there is no bias in the distribution of candidates who shall take the examination. Further, with a large population of examinees spread over the entire country, the possibility of such bias becomes remote.

Step 2: Preparation of Results for each Shift:

The examination results for **each Shift** will be prepared in the form of

➢ Raw Score

➢ Percentiles Scores of Total raw scores

The Percentiles would be calculated for each candidate in the Shift as follows: Let TP1 be the Percentile Score of the Total Raw Score of that candidate.

$$\text{Total Percentile (TPI):} \quad 100 \times \frac{\text{No. of candidates appeared from the Shift with raw score EQUAL To OR LESS than the score of the candidate}}{\text{Total no. of candidates who appeared in the Shift}}$$

Step-3: Compilation of NTA score and Preparation of Result:

The Percentile scores for the Total Raw Score for all the Shifts (Day-1 Shift -1: Day-1 Shift -2) **as calculated in Step-2 above would be merged and shall be called the NTA scores which will then be used for the compilation of results and further processing for deciding the allocation.**

In the event of the percentiles corresponding to the eligibility (cut-off) marks for the multi Shifts being dissimilar/unequal, the lowest will be the eligibility cut-off for that category for all candidates (i.e. all Shifts).

For Example: In the Examination held in two Shifts, if the 40% marks correspond to a Percentile score of 78 in Shift 1 and 79 in Shift 2, then all those equal to or above 78 percentiles (Percentile score of 100 to 78) in both Shifts will become eligible in General Category. A similar method will be adopted for the other categories to determine eligibility cut-offs. In case the examination is held in more number of Shifts the same principle shall apply.

Appendix – V

Gazette Notification for PwBD Candidate

SEC. 1] THE GAZETTE OF INDIA EXTRAORDINARY 33

THE SCHEDULE

[*See* clause (*zc*) of section 2]

SPECIFIED DISABILITY

1. Physical disability.—

A. Locomotor disability (a person's inability to execute distinctive activities associated with movement of self and objects resulting from affliction of musculoskeletal or nervous system or both), including—

(*a*) "leprosy cured person" means a person who has been cured of leprosy but is suffering from—

(*i*) loss of sensation in hands or feet as well as loss of sensation and paresis in the eye and eye-lid but with no manifest deformity;

(*ii*) manifest deformity and paresis but having sufficient mobility in their hands and feet to enable them to engage in normal economic activity;

(*iii*) extreme physical deformity as well as advanced age which prevents him/her from undertaking any gainful occupation, and the expression "leprosy cured" shall construed accordingly;

(*b*) "cerebral palsy" means a Group of non-progressive neurological condition affecting body movements and muscle coordination, caused by damage to one or more specific areas of the brain, usually occurring before, during or shortly after birth;

(*c*) "dwarfism" means a medical or genetic condition resulting in an adult height of 4 feet 10 inches (147 centimeters) or less;

(*d*) "muscular dystrophy" means a group of hereditary genetic muscle disease that weakens the muscles that move the human body and persons with multiple dystrophy have incorrect and missing information in their genes, which prevents them from making the proteins they need for healthy muscles. It is characterised by progressive skeletal muscle weakness, defects in muscle proteins, and the death of muscle cells and tissue;

(*e*) "acid attack victims" means a person disfigured due to violent assaults by throwing of acid or similar corrosive substance.

B. Visual impairment—

(*a*) "blindness" means a condition where a person has any of the following conditions, after best correction—

(*i*) total absence of sight; or

(*ii*) visual acuity less than 3/60 or less than 10/200 (Snellen) in the better eye with best possible correction; or

(*iii*) limitation of the field of vision subtending an angle of less than 10 degree.

(*b*) "low-vision" means a condition where a person has any of the following conditons, namely:—

(*i*) visual acuity not exceeding 6/18 or less than 20/60 upto 3/60 or upto 10/200 (Snellen) in the better eye with best possible corrections; or

(*ii*) limitation of the field of vision subtending an angle of less than 40 degree up to 10 degree.

C. Hearing impairment—

(*a*) "deaf" means persons having 70 DB hearing loss in speech frequencies in both ears;

(*b*) "hard of hearing" means person having 60 DB to 70 DB hearing loss in speech frequencies in both ears;

D. "speech and language disability" means a permanent disability arising out of conditions such as laryngectomy or aphasia affecting one or more components of speech and language due to organic or neurological causes.

2. Intellectual disability, a condition characterised by significant limitation both in intellectual functioning (rasoning, learning, problem solving) and in adaptive behaviour which covers a range of every day, social and practical skills, including—

(*a*) "specific learning disabilities" means a heterogeneous group of conditions wherein there is a deficit in processing language, spoken or written, that may manifest itself as a difficulty to comprehend, speak, read, write, spell, or to do mathematical calculations and includes such conditions as perceptual disabilities, dyslexia, dysgraphia, dyscalculia, dyspraxia and developmental aphasia;

(*b*) "autism spectrum disorder" means a neuro-developmental condition typically appearing in the first three years of life that significantly affects a person's ability to communicate, understand relationships and relate to others, and is frequently associated with unusal or stereotypical rituals or behaviours.

3. Mental behaviour,—

"mental illness" means a substantial disorder of thinking, mood, perception, orientation or memory that grossly impairs judgment, behaviour, capacity to recognise reality or ability to meet the ordinary demands of life, but does not include retardation which is a conditon of arrested or incomplete development of mind of a person, specially characterised by subnormality of intelligence.

4. Disability caused due to—

(*a*) chronic neurological conditions, such as—

(*i*) "multiple sclerosis" means an inflammatory, nervous system disease in which the myelin sheaths around the axons of nerve cells of the brain and spinal cord are damaged, leading to demyelination and affecting the ability of nerve cells in the brain and spinal cord to communicate with each other;

(*ii*) "parkinson's disease" means a progressive disease of the nervous system marked by tremor, muscular rigidity, and slow, imprecise movement, chiefly affecting middle-aged and elderly people associated with degeneration of the basal ganglia of the brain and a deficiency of the neurotransmitter dopamine.

(*b*) Blood disorder—

(*i*) "haemophilia" means an inheritable disease, usually affecting only male but transmitted by women to their male children, characterised by loss or impairment of the normal clotting ability of blood so that a minor would may result in fatal bleeding;

(*ii*) "thalassemia" means a group of inherited disorders characterised by reduced or absent amounts of haemoglobin.

(*iii*) "sickle cell disease" means a hemolytic disorder characterised by chronic anemia, painful events, and various complications due to associated

tissue and organ damage; "hemolytic" refers to the destruction of the cell membrane of red blood cells resulting in the release of hemoglobin.

5. Multiple Disabilities (more than one of the above specified disabilities) including deaf blindness which means a condition in which a person may have combination of hearing and visual impairments causing severe communication, developmental, and educational problems.

6. Any other category as may be notified by the Central Government.

DR. G. NARAYANA RAJU,
Secretary to the Govt. of India.

Appendix VI

REPLICA OF APPLICATION FORM

Only Registered Candidates Login Page

1. Login Page (Already Registered candidates) :-

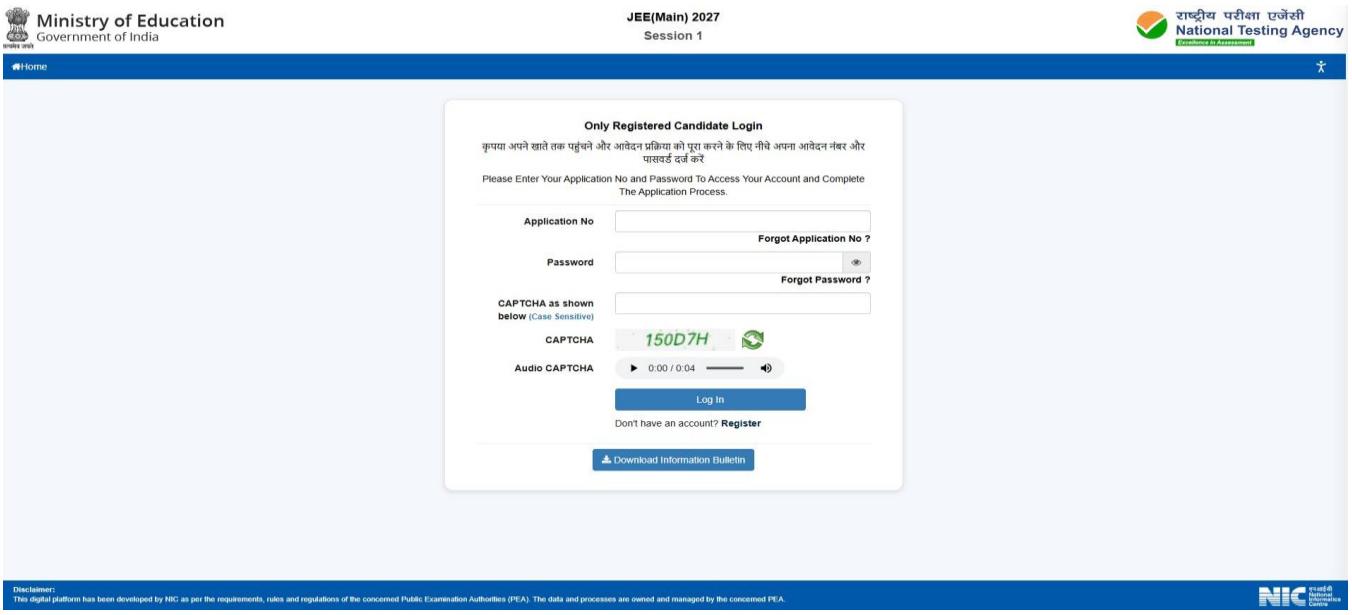

New Registration Process

❖ Instructions and Procedure for online submission of Application Form

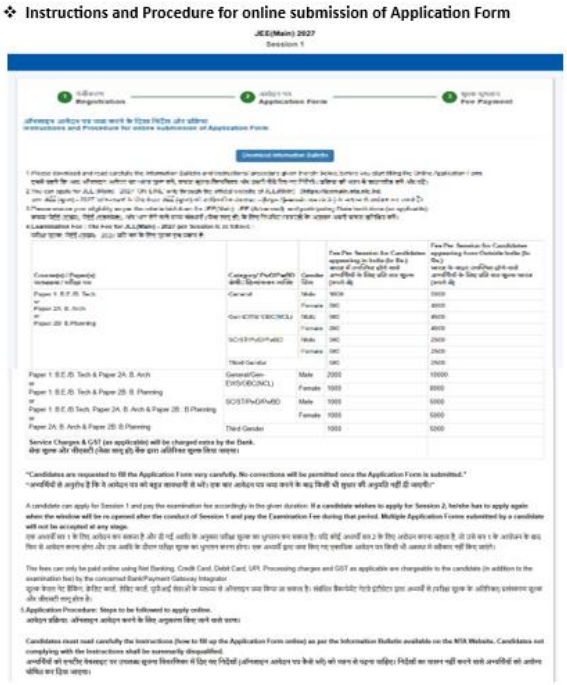

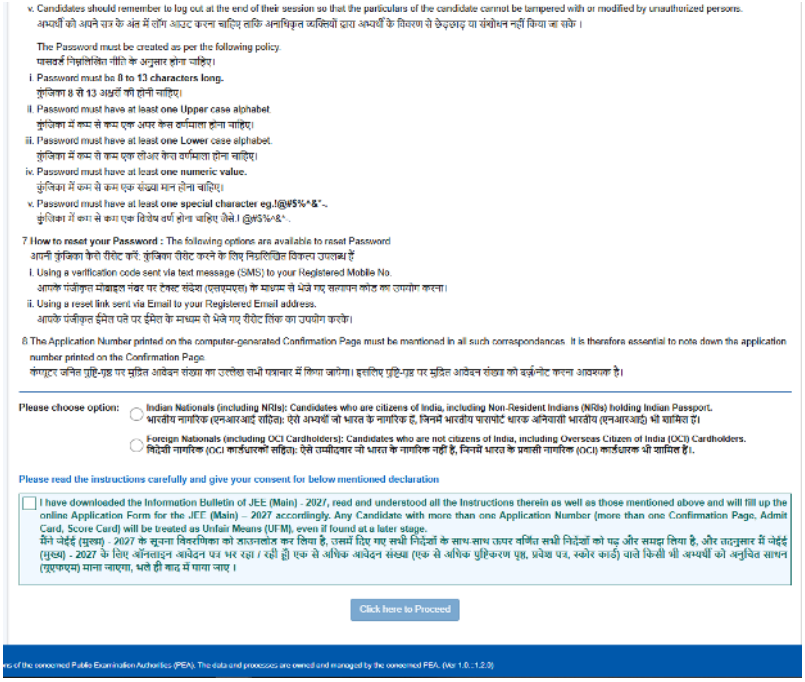

v. Candidates should remember to log out at the end of their session so that the particulars of the candidate cannot be tampered with or modified by unauthorized persons.
अभ्यर्थी को अपने सत्र के अंत में लॉग आउट करना चाहिए ताकि अनाधिकृत व्यक्तियों द्वारा अभ्यर्थी के विवरण से छेड़छाड़ या संशोधन नहीं किया जा सके।

The Password must be created as per the following policy.
पासवर्ड निम्नलिखित नीति के अनुसार होना चाहिए।

i. Password must be 8 to 13 characters long.
कुंजिका 8 से 13 अक्षरों की होनी चाहिए।

ii. Password must have at least one Upper case alphabet.
कुंजिका में कम से कम एक अपर केस वर्णमाला होना चाहिए।

iii. Password must have at least one Lower case alphabet.
कुंजिका में कम से कम एक लोअर केस वर्णमाला होना चाहिए।

iv. Password must have at least one numeric value.
कुंजिका में कम से कम एक संख्या मान होना चाहिए।

v. Password must have at least one special character eg.!@#$%^&*~.
कुंजिका में कम से कम एक विशेष वर्ण होना चाहिए जैसे। @#$%^&*~.

7. How to reset your Password : The following options are available to reset Password
अपनी कुंजिका कैसे रीसेट करें. कुंजिका रीसेट करने के लिए निम्नलिखित विकल्प उपलब्ध हैं

i. Using a verification code sent via text message (SMS) to your Registered Mobile No.
आपके पंजीकृत मोबाइल नंबर पर टेक्स्ट संदेश (एसएमएस) के माध्यम से भेजे गए सत्यापन कोड का उपयोग करना।

ii. Using a reset link sent via Email to your Registered Email address.
आपके पंजीकृत ईमेल पते पर ईमेल के माध्यम से भेजे गए रीसेट लिंक का उपयोग करके।

8. The Application Number printed on the computer-generated Confirmation Page must be mentioned in all such correspondences. It is therefore essential to note down the application number printed on the Confirmation Page.
कंप्यूटर जनित पुष्टि-पृष्ठ पर मुद्रित आवेदन संख्या का उल्लेख सभी पत्राचार में किया जाएगा। इसलिए पुष्टि-पृष्ठ पर मुद्रित आवेदन संख्या को डाउन्नोट करना आवश्यक है।

Please choose option:
- Indian Nationals (including NRIs): Candidates who are citizens of India, including Non-Resident Indians (NRIs) holding Indian Passport.
  भारतीय नागरिक (एनआरआई सहित): ऐसे अभ्यर्थी जो भारत के नागरिक हैं, जिनमें भारतीय पासपोर्ट धारक अनिवासी भारतीय (एनआरआई) भी शामिल हैं।
- Foreign Nationals (including OCI Cardholders): Candidates who are not citizens of India, including Overseas Citizen of India (OCI) Cardholders.
  विदेशी नागरिक (OCI कार्डधारकों सहित): ऐसे उम्मीदवार जो भारत के नागरिक नहीं हैं, जिनमें भारत के प्रवासी नागरिक (OCI) कार्डधारक भी शामिल हैं।

Please read the instructions carefully and give your consent for below mentioned declaration

- [ ] I have downloaded the Information Bulletin of JEE (Main) - 2027, read and understood all the Instructions therein as well as those mentioned above and will fill up the online Application Form for the JEE (Main) – 2027 accordingly. Any Candidate with more than one Application Number (more than one Confirmation Page, Admit Card, Score Card) will be treated as Unfair Means (UFM), even if found at a later stage.
  मैंने जेईई (मुख्य) - 2027 के सूचना विवरणिका को डाउनलोड कर लिया है, उसमें दिए गए सभी निर्देशों के साथ-साथ ऊपर वर्णित सभी निर्देशों को पढ़ और समझ लिया है, और तदनुसार मैं जेईई (मुख्य) - 2027 के लिए ऑनलाइन आवेदन पत्र भर रहा / रही हूँ। एक से अधिक आवेदन संख्या (एक से अधिक पुष्टिकरण पृष्ठ, प्रवेश पत्र, स्कोर कार्ड) वाले किसी भी अभ्यर्थी को अनुचित साधन (यूएफएम) माना जाएगा, भले ही बाद में पाया जाए।

Click here to Proceed

...ns of the concerned Public Examination Authorities (PEA). The data and processes are owned and managed by the concerned PEA. (Ver 1.0 : 1.2.3)

❖ **Instructions and Procedure for online submission of Application Form**

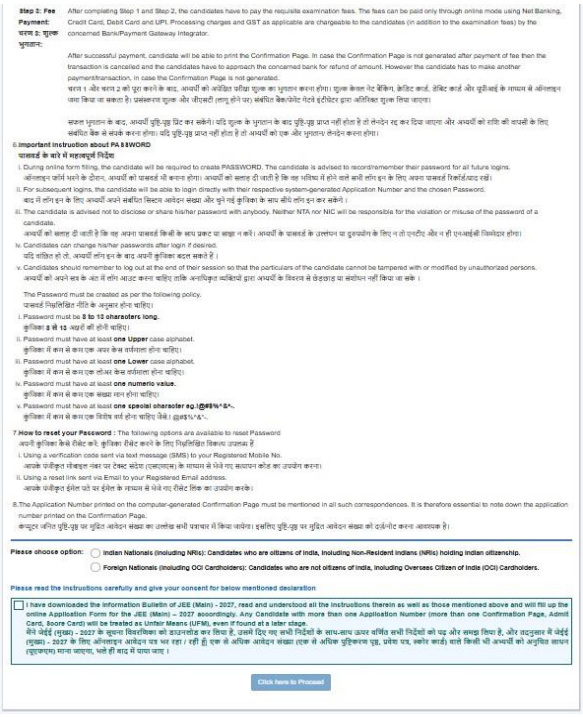

Step 3: Fee Payment: चरण 3: शुल्क भुगतान:- After completing Step 1 and Step 2, the candidates have to pay the requisite examination fees. The fees can be paid only through online mode using Net Banking, Credit Card, Debit Card and UPI. Processing charges and GST as applicable are chargeable to the candidates (in addition to the examination fees) by the concerned Bank/Payment Gateway Integrator.

After successful payment, candidate will be able to print the Confirmation Page. In case the Confirmation Page is not generated after payment of fee then the transaction is cancelled and the candidates have to approach the concerned bank for refund of amount. However the candidate has to make another payment/transaction, in case the Confirmation Page is not generated.
चरण 1 और चरण 2 को पूरा करने के बाद, अभ्यर्थी को अपेक्षित परीक्षा शुल्क का भुगतान करना होगा। शुल्क केवल नेट बैंकिंग, क्रेडिट कार्ड, डेबिट कार्ड और यूपीआई के माध्यम से ऑनलाइन जमा किया जा सकता है। प्रसंस्करण शुल्क और जीएसटी (लागू होने पर) संबंधित बैंक/गेटवे इंटीग्रेटर द्वारा अतिरिक्त शुल्क लिया जाएगा।

सफल भुगतान के बाद, अभ्यर्थी पुष्टि-पृष्ठ प्रिंट कर सकेंगे। यदि शुल्क के भुगतान के बाद पुष्टि-पृष्ठ प्राप्त नहीं होता है तो लेनदेन रद्द कर दिया जाएगा और अभ्यर्थी को राशि की वापसी के लिए संबंधित बैंक से संपर्क करना होगा। यदि पुष्टि-पृष्ठ प्राप्त नहीं होता है तो अभ्यर्थी को एक और भुगतान/लेनदेन करना होगा।

6. Important instruction about PASSWORD
पासवर्ड के बारे में महत्वपूर्ण निर्देश

i. During online form filling, the candidate will be required to create PASSWORD. The candidate is advised to record/remember their password for all future logins.
ऑनलाइन फॉर्म भरते के दौरान, अभ्यर्थी को पासवर्ड भी बनाना होगा। अभ्यर्थी को सलाह दी जाती है कि वह भविष्य में होने वाले सभी लॉग इन के लिए अपना पासवर्ड रिकॉर्ड/याद रखें।

ii. For subsequent logins, the candidate will be able to login directly with their respective system-generated Application Number and the chosen Password.
बाद में लॉग इन के लिए, अभ्यर्थी अपने संबंधित सिस्टम जनित आवेदन संख्या और चुनी गई कुंजिका के साथ सीधे लॉग इन कर सकेंगे।

iii. The candidate is advised not to disclose or share his/her password with anybody. Neither NTA nor NIC will be responsible for the violation or misuse of the password of a candidate.
अभ्यर्थी को सलाह दी जाती है कि वह अपना पासवर्ड किसी के साथ प्रकट या साझा न करें। अभ्यर्थी के पासवर्ड के उल्लंघन या दुरुपयोग के लिए न तो एनटीए और न ही एनआईसी जिम्मेदार होगा।

iv. Candidates can change his/her passwords after login if desired.
यदि वांछित हो तो, अभ्यर्थी लॉग इन के बाद अपनी कुंजिका बदल सकते हैं।

v. Candidates should remember to log out at the end of their session so that the particulars of the candidate cannot be tampered with or modified by unauthorized persons.
अभ्यर्थी को अपने सत्र के अंत में लॉग आउट करना चाहिए ताकि अनाधिकृत व्यक्तियों द्वारा अभ्यर्थी के विवरण से छेड़छाड़ या संशोधन नहीं किया जा सके।

The Password must be created as per the following policy.
पासवर्ड निम्नलिखित नीति के अनुसार होना चाहिए।

i. Password must be **8 to 13 characters long.**
कुंजिका **8 से 13** अक्षरों की होनी चाहिए।

ii. Password must have at least **one Upper** case alphabet.
कुंजिका में कम से कम एक अपर केस वर्णमाला होना चाहिए।

iii. Password must have at least **one Lower** case alphabet.
कुंजिका में कम से कम एक लोअर केस वर्णमाला होना चाहिए।

iv. Password must have at least **one numeric value.**
कुंजिका में कम से कम एक संख्या मान होना चाहिए।

v. Password must have at least **one special character eg.!@#$%^&*~.**
कुंजिका में कम से कम एक विशेष वर्ण होना चाहिए जैसे। @#$%^&*~.

7. **How to reset your Password :** The following options are available to reset Password
अपनी कुंजिका कैसे रीसेट करें. कुंजिका रीसेट करने के लिए निम्नलिखित विकल्प उपलब्ध हैं

i. Using a verification code sent via text message (SMS) to your Registered Mobile No.
आपके पंजीकृत मोबाइल नंबर पर टेक्स्ट संदेश (एसएमएस) के माध्यम से भेजे गए सत्यापन कोड का उपयोग करना।

ii. Using a reset link sent via Email to your Registered Email address.
आपके पंजीकृत ईमेल पते पर ईमेल के माध्यम से भेजे गए रीसेट लिंक का उपयोग करके।

8. The Application Number printed on the computer-generated Confirmation Page must be mentioned in all such correspondences. It is therefore essential to note down the application number printed on the Confirmation Page.
कंप्यूटर जनित पुष्टि-पृष्ठ पर मुद्रित आवेदन संख्या का उल्लेख सभी पत्राचार में किया जायेगा। इसलिए पुष्टि-पृष्ठ पर मुद्रित आवेदन संख्या को डाउन्नोट करना आवश्यक है।

Please choose option:
- Indian Nationals (including NRIs): Candidates who are citizens of India, including Non-Resident Indians (NRIs) holding Indian citizenship.
- Foreign Nationals (including OCI Cardholders): Candidates who are not citizens of India, including Overseas Citizen of India (OCI) Cardholders.

Please read the instructions carefully and give your consent for below mentioned declaration

- [ ] I have downloaded the Information Bulletin of JEE (Main) - 2027, read and understood all the Instructions therein as well as those mentioned above and will fill up the online Application Form for the JEE (Main) – 2027 accordingly. Any Candidate with more than one Application Number (more than one Confirmation Page, Admit Card, Score Card) will be treated as Unfair Means (UFM), even if found at a later stage.
  मैंने जेईई (मुख्य) - 2027 के सूचना विवरणिका को डाउनलोड कर लिया है, उसमें दिए गए सभी निर्देशों के साथ-साथ ऊपर वर्णित सभी निर्देशों को पढ़ और समझ लिया है, और तदनुसार मैं जेईई (मुख्य) - 2027 के लिए ऑनलाइन आवेदन पत्र भर रहा / रही हूँ। एक से अधिक आवेदन संख्या (एक से अधिक पुष्टिकरण पृष्ठ, प्रवेश पत्र, स्कोर कार्ड) वाले किसी भी अभ्यर्थी को अनुचित साधन (यूएफएम) माना जाएगा, भले ही बाद में पाया जाए।

Click here to Proceed

❖ **If Select to foreign Candidates**

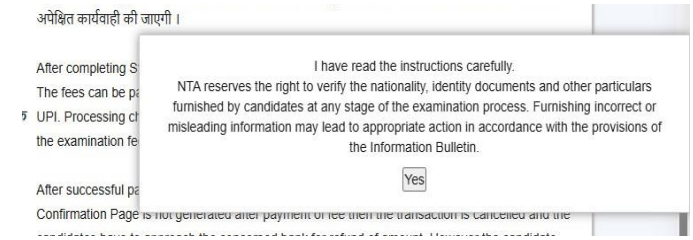

अपेक्षित कार्यवाही की जाएगी।

After completing S
The fees can be p
5 UPI. Processing ch
the examination fe

After successful pa
Confirmation Page is not generated after payment of fee then the transaction is cancelled and the

I have read the instructions carefully.
NTA reserves the right to verify the nationality, identity documents and other particulars furnished by candidates at any stage of the examination process. Furnishing incorrect or misleading information may lead to appropriate action in accordance with the provisions of the Information Bulletin.
Yes

❖ **If Select to Indian Candidates**



The Password must be created as per the following policy.
पासवर्ड निम्नलिखित नीति के अनुसार होना चाहिए।

NTA reserves the right to verify the nationality, identity documents and other particulars furnished by candidates at any stage of the examination process. Furnishing incorrect or misleading information may lead to appropriate action in accordance with the provisions of the Information Bulletin.
NTA को परीक्षा प्रक्रिया के किसी भी चरण में उम्मीदवारों की राष्ट्रीयता, पहचान संबंधी दस्तावेजों तथा उम्मीदवारों द्वारा दी गई अन्य जानकारियों का सत्यापन करने का अधिकार सुरक्षित है। गलत या भ्रामक जानकारी प्रदान करने पर सूचना पुस्तिका (Information Bulletin) के प्रावधानों के अनुसार उचित कार्रवाई की जा सकती है।

Press 'OK' if you have read the instructions carefully and agree to it.
यदि आपने निर्देशों को ध्यानपूर्वक पढ़ लिया है और उनसे सहमत है तो 'OK' दबाएँ।

OK

Meri Pehchaan Page (Applicable only to Indian Candidates)

❖ **Meri Pehchaan – Verify with Mobile Number**

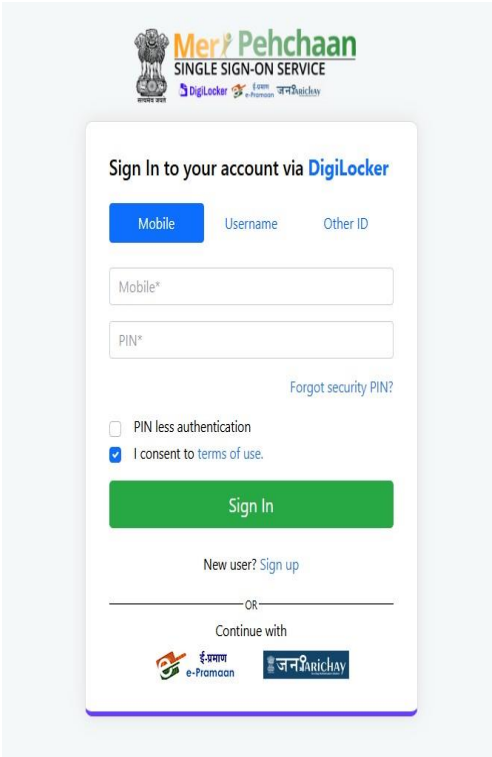

❖ **Meri Pehchaan – Verify with Username**

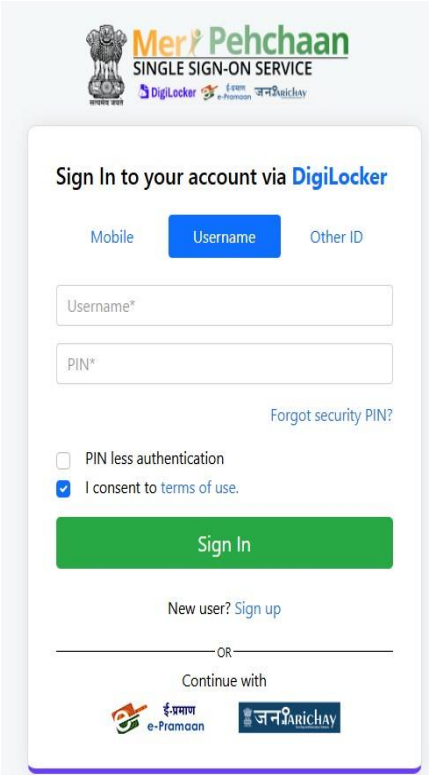

❖ **Meri Pehchaan – Verify with Other ID**

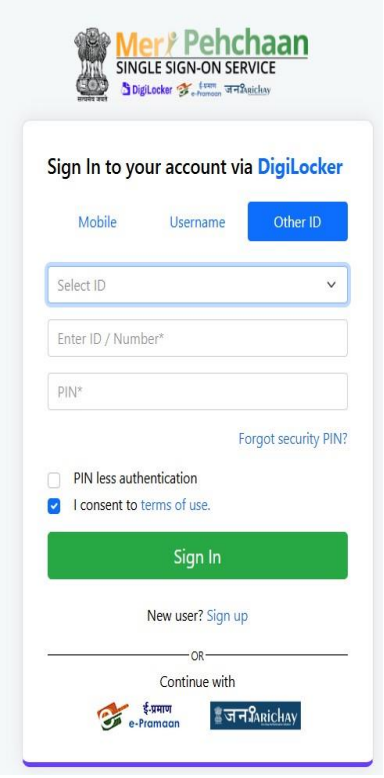

❖ **Meri Pehchaan – Other ID Option**

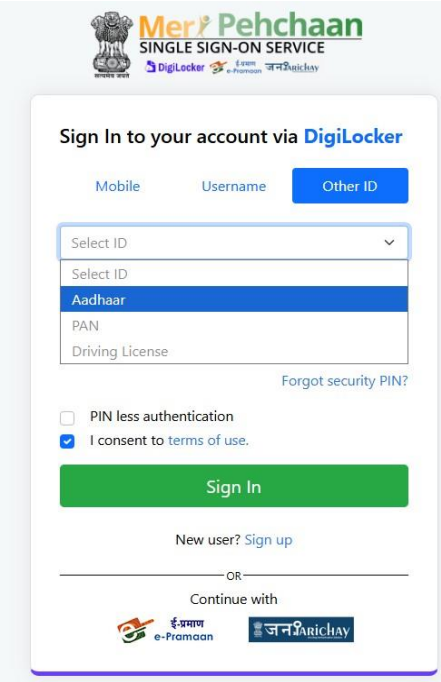

❖ **Choose an Account and Verify Your Credentials**

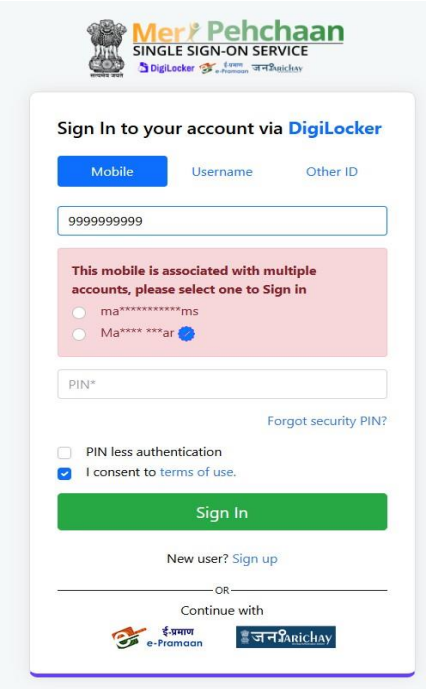

❖ **Enter OTP for Verification**

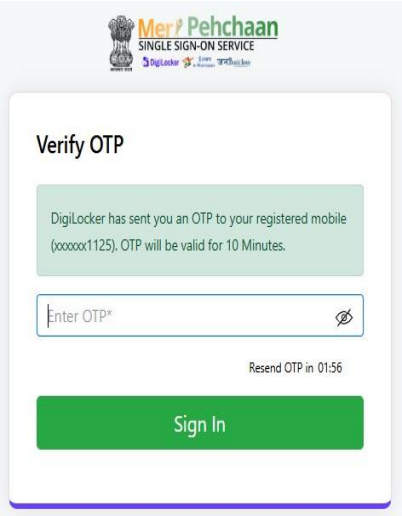

❖ **Digi Locker Identity Details – Consent to Share with the Organization**

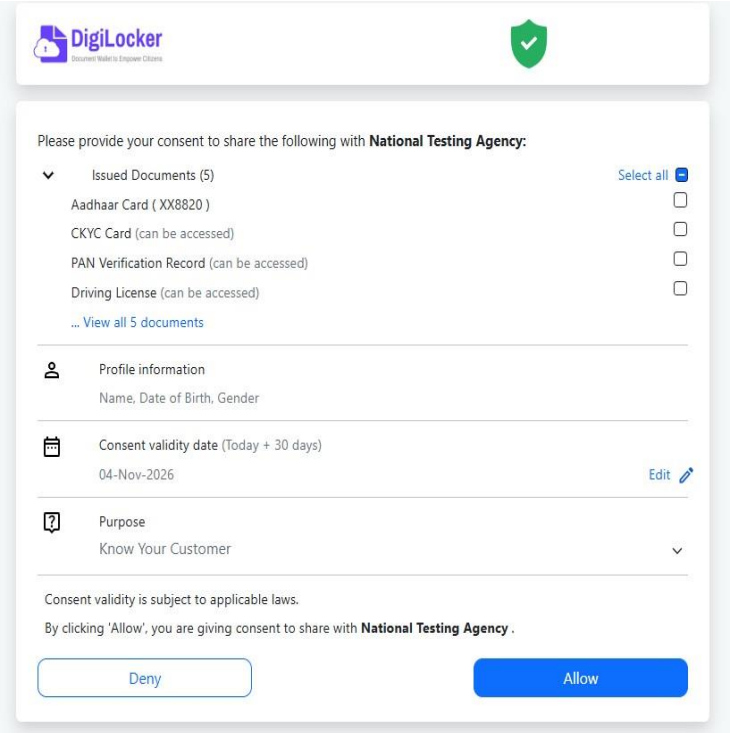

❖ **Digi Locker – Processing Your Identity Verification Request**

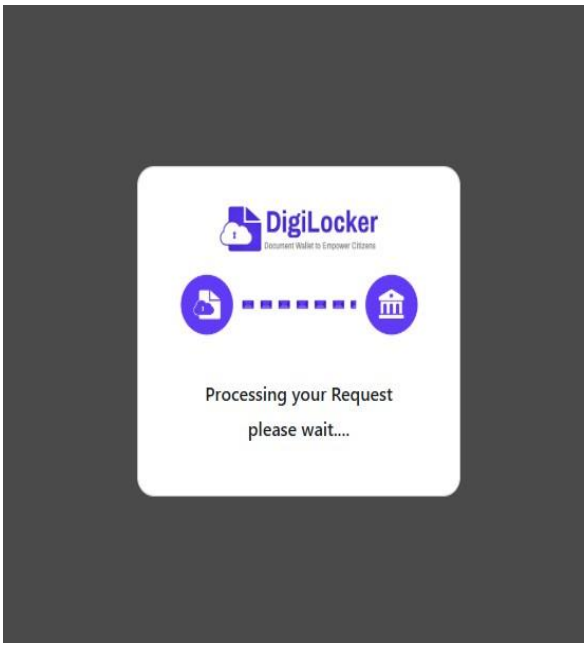

❖ **Digi Locker Identity Details – Digi Locker Verification Confirmed**

❖ **Digi Locker – Identity Verification Successfully Completed**

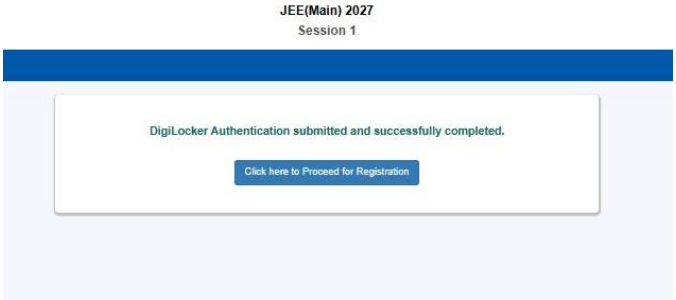

❖ **Personal Details Page 1 :-**

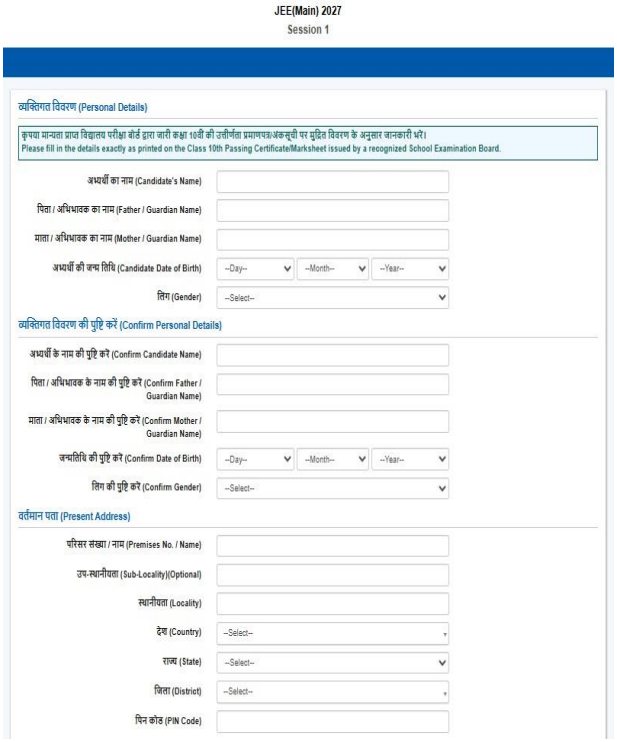

JEE(Main) 2027
Session 1

व्यक्तिगत विवरण (Personal Details)

कृपया मान्यता प्राप्त विद्यालय परीक्षा बोर्ड द्वारा जारी कक्षा 10वीं की उत्तीर्णता प्रमाणपत्र/अंकसूची पर मुद्रित विवरण के अनुसार जानकारी भरें।
Please fill in the details exactly as printed on the Class 10th Passing Certificate/Marksheet issued by a recognized School Examination Board.

अभ्यर्थी का नाम (Candidate's Name)
पिता / अभिभावक का नाम (Father / Guardian Name)
माता / अभिभावक का नाम (Mother / Guardian Name)
अभ्यर्थी की जन्म तिथि (Candidate Date of Birth) --Day-- --Month-- --Year--
लिंग (Gender) --Select--

व्यक्तिगत विवरण की पुष्टि करें (Confirm Personal Details)

अभ्यर्थी के नाम की पुष्टि करें (Confirm Candidate Name)
पिता / अभिभावक के नाम की पुष्टि करें (Confirm Father / Guardian Name)
माता / अभिभावक के नाम की पुष्टि करें (Confirm Mother / Guardian Name)
जन्मतिथि की पुष्टि करें (Confirm Date of Birth) --Day-- --Month-- --Year--
लिंग की पुष्टि करें (Confirm Gender) --Select--

वर्तमान पता (Present Address)

परिसर संख्या / नाम (Premises No. / Name)
उप-स्थानीयता (Sub-Locality)(Optional)
स्थानीयता (Locality)
देश (Country) --Select--
राज्य (State) --Select--
जिला (District) --Select--
पिन कोड (PIN Code)

❖ **Personal Details Page 2 :-**

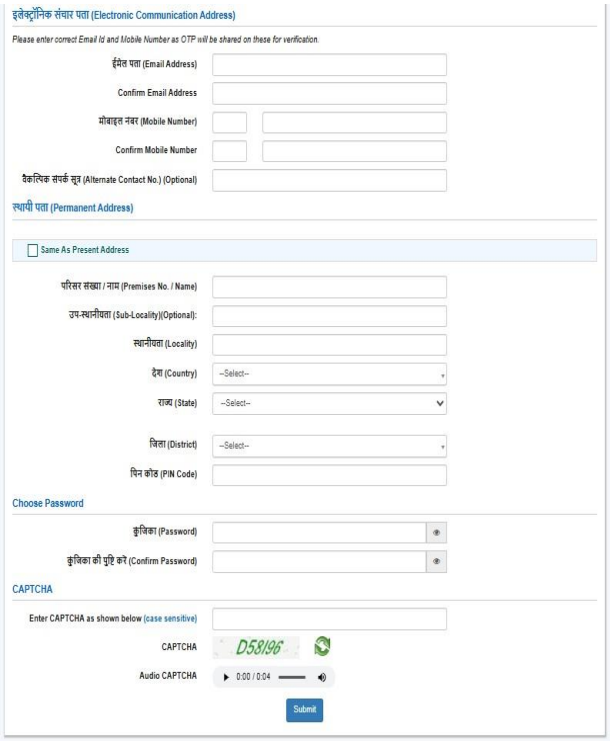

इलेक्ट्रॉनिक संचार पता (Electronic Communication Address)

Please enter correct Email Id and Mobile Number as OTP will be shared on these for verification.

ईमेल पता (Email Address)
Confirm Email Address
मोबाइल नंबर (Mobile Number)
Confirm Mobile Number
वैकल्पिक संपर्क सूत्र (Alternate Contact No.) (Optional)

स्थायी पता (Permanent Address)

Same As Present Address

परिसर संख्या / नाम (Premises No. / Name)
उप-स्थानीयता (Sub-Locality)(Optional):
स्थानीयता (Locality)
देश (Country) --Select--
राज्य (State) --Select--
जिला (District) --Select--
पिन कोड (PIN Code)

Choose Password

कुंजिका (Password)
कुंजिका की पुष्टि करें (Confirm Password)

CAPTCHA

Enter CAPTCHA as shown below (case sensitive)
CAPTCHA D58196
Audio CAPTCHA 0:00 / 0:04
Submit

❖ **Review Page Alert SMS :-**

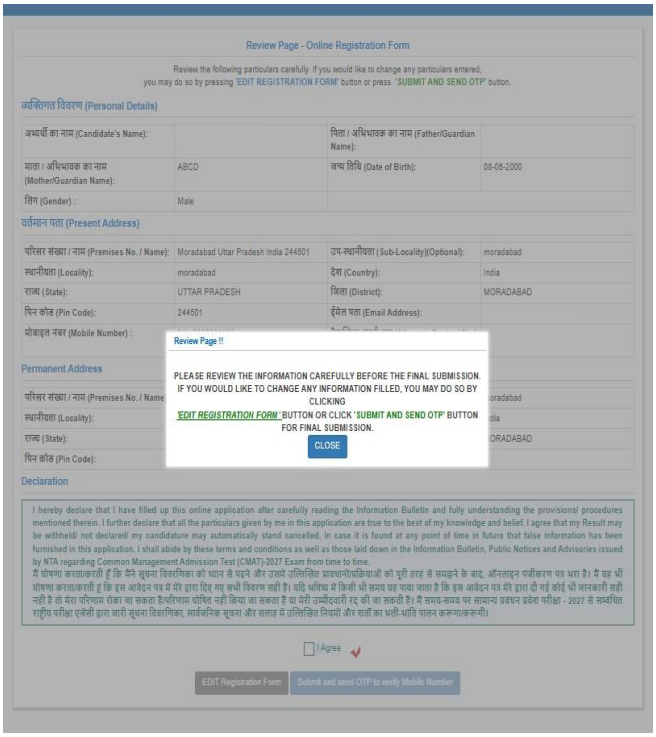

Review Page - Online Registration Form

Review the following particulars carefully. If you would like to change any particulars entered, you may do so by pressing 'EDIT REGISTRATION FORM' button or press 'SUBMIT AND SEND OTP' button.

व्यक्तिगत विवरण (Personal Details)

अभ्यर्थी का नाम (Candidate's Name):		पिता / अभिभावक का नाम (Father/Guardian Name):	
माता / अभिभावक का नाम (Mother/Guardian Name):	ABCD	जन्म तिथि (Date of Birth):	08-08-2000
लिंग (Gender) :	Male		

वर्तमान पता (Present Address)

परिसर संख्या / नाम (Premises No. / Name):	Moradabad Uttar Pradesh India 244501	उप-स्थानीयता (Sub-Locality)(Optional):	moradabad
स्थानीयता (Locality):	moradabad	देश (Country):	India
राज्य (State):	UTTAR PRADESH	जिला (District):	MORADABAD
पिन कोड (Pin Code):	244501	ईमेल पता (Email Address):	
मोबाइल नंबर (Mobile Number) :			

Review Page !!

PLEASE REVIEW THE INFORMATION CAREFULLY BEFORE THE FINAL SUBMISSION. IF YOU WOULD LIKE TO CHANGE ANY INFORMATION FILLED, YOU MAY DO SO BY CLICKING 'EDIT REGISTRATION FORM' BUTTON OR CLICK 'SUBMIT AND SEND OTP' BUTTON FOR FINAL SUBMISSION.

CLOSE

Permanent Address

Declaration

I hereby declare that I have filled up this online application after carefully reading the Information Bulletin and fully understanding the provisions/ procedures mentioned therein. I further declare that all the particulars given by me in this application are true to the best of my knowledge and belief. I agree that my Result may be withheld/ not declared/ my candidature may automatically stand cancelled, In case it is found at any point of time in future that false information has been furnished in this application. I shall abide by these terms and conditions as well as those laid down in the Information Bulletin, Public Notices and Advisories issued by NTA regarding Common Management Admission Test (CMAT)-2027 Exam from time to time.
मैं घोषणा करता/करती हूँ कि मैंने सूचना विवरणिका को ध्यान से पढ़ने और उसमें उल्लिखित प्रावधानों/प्रक्रियाओं को पूरी तरह से समझने के बाद, ऑनलाइन पंजीकरण पत्र भरा है। मैं यह भी घोषणा करता/करती हूँ कि इस आवेदन पत्र में मेरे द्वारा दिए गए सभी विवरण सही हैं। यदि भविष्य में किसी भी समय यह पाया जाता है कि इस आवेदन पत्र में द्वारा दी गई कोई भी जानकारी सही नहीं है तो मेरा परिणाम रोका जा सकता है/परिणाम घोषित नहीं किया जा सकता है या मेरी उम्मीदवारी रद्द की जा सकती है। मैं समय-समय पर सामान्य प्रवेश परीक्षा - 2027 से सम्बंधित राष्ट्रीय परीक्षा एजेंसी द्वारा जारी सूचना विवरणिका, सार्वजनिक सूचना और सलाह में उल्लिखित नियमों और शर्तों का भली-भांति पालन करूंगा/करूंगी।

I Agree

EDIT Registration Form | Submit and send OTP to verify Mobile Number

❖ **Review Page :-**

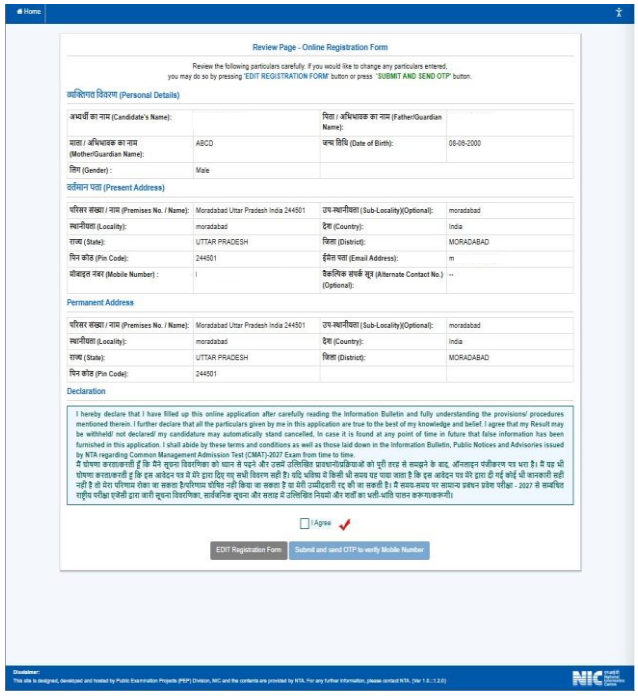

Home

Review Page - Online Registration Form

Review the following particulars carefully. If you would like to change any particulars entered, you may do so by pressing 'EDIT REGISTRATION FORM' button or press 'SUBMIT AND SEND OTP' button.

व्यक्तिगत विवरण (Personal Details)

अभ्यर्थी का नाम (Candidate's Name):		पिता / अभिभावक का नाम (Father/Guardian Name):	
माता / अभिभावक का नाम (Mother/Guardian Name):	ABCD	जन्म तिथि (Date of Birth):	08-08-2000
लिंग (Gender) :	Male		

वर्तमान पता (Present Address)

परिसर संख्या / नाम (Premises No. / Name):	Moradabad Uttar Pradesh India 244501	उप-स्थानीयता (Sub-Locality)(Optional):	moradabad
स्थानीयता (Locality):	moradabad	देश (Country):	India
राज्य (State):	UTTAR PRADESH	जिला (District):	MORADABAD
पिन कोड (Pin Code):	244501	ईमेल पता (Email Address):	m
मोबाइल नंबर (Mobile Number) :	1	वैकल्पिक संपर्क सूत्र (Alternate Contact No.) (Optional):	--

Permanent Address

परिसर संख्या / नाम (Premises No. / Name):	Moradabad Uttar Pradesh India 244501	उप-स्थानीयता (Sub-Locality)(Optional):	moradabad
स्थानीयता (Locality):	moradabad	देश (Country):	India
राज्य (State):	UTTAR PRADESH	जिला (District):	MORADABAD
पिन कोड (Pin Code):	244501		

Declaration

I hereby declare that I have filled up this online application after carefully reading the Information Bulletin and fully understanding the provisions/ procedures mentioned therein. I further declare that all the particulars given by me in this application are true to the best of my knowledge and belief. I agree that my Result may be withheld/ not declared/ my candidature may automatically stand cancelled, In case it is found at any point of time in future that false information has been furnished in this application. I shall abide by these terms and conditions as well as those laid down in the Information Bulletin, Public Notices and Advisories issued by NTA regarding Common Management Admission Test (CMAT)-2027 Exam from time to time.
मैं घोषणा करता/करती हूँ कि मैंने सूचना विवरणिका को ध्यान से पढ़ने और उसमें उल्लिखित प्रावधानों/प्रक्रियाओं को पूरी तरह से समझने के बाद, ऑनलाइन पंजीकरण पत्र भरा है। मैं यह भी घोषणा करता/करती हूँ कि इस आवेदन पत्र में मेरे द्वारा दिए गए सभी विवरण सही हैं। यदि भविष्य में किसी भी समय यह पाया जाता है कि इस आवेदन पत्र में द्वारा दी गई कोई भी जानकारी सही नहीं है तो मेरा परिणाम रोका जा सकता है/परिणाम घोषित नहीं किया जा सकता है या मेरी उम्मीदवारी रद्द की जा सकती है। मैं समय-समय पर सामान्य प्रवेश परीक्षा - 2027 से सम्बंधित राष्ट्रीय परीक्षा एजेंसी द्वारा जारी सूचना विवरणिका, सार्वजनिक सूचना और सलाह में उल्लिखित नियमों और शर्तों का भली-भांति पालन करूंगा/करूंगी।

I Agree

EDIT Registration Form | Submit and send OTP to verify Mobile Number

Disclaimer:
This site is designed, developed and hosted by Public Examination Projects (PEP) Division, NIC and the contents are provided by NTA. For any further information, please contact NTA. (Ver 1.0.:.1.2.0)

❖ **Submission of Registration Confirmation and GET OTP Alert SMS :-**

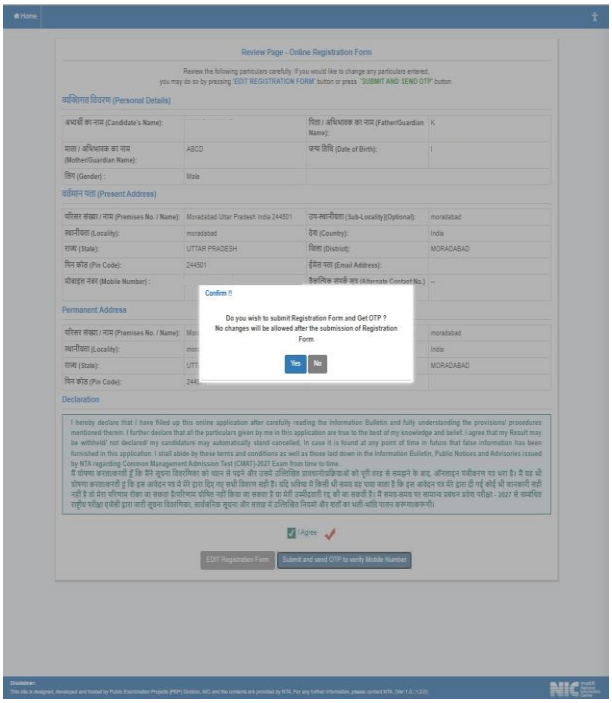

❖ **Final Submission of the Registration Form After OTP Verification :-**

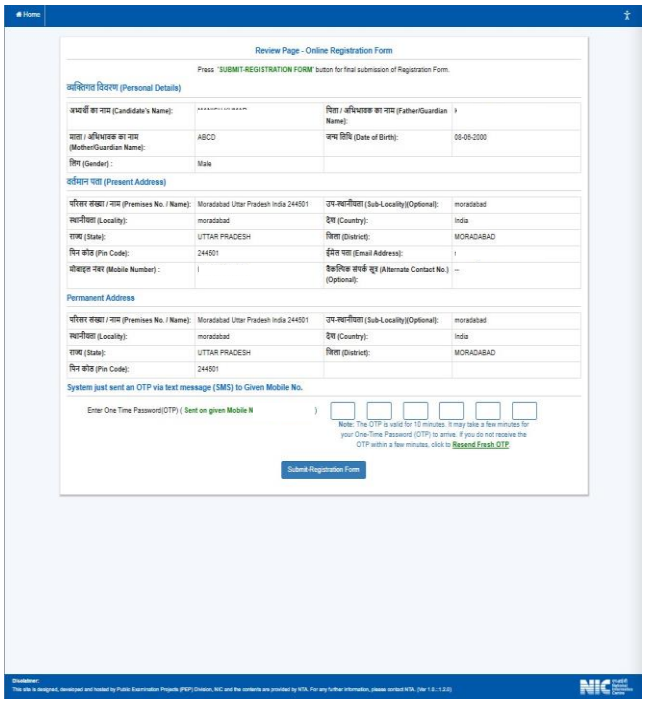

Application Form Home Page

❖ **Current Status of JEE (Main) 2027 Form Steps:-**

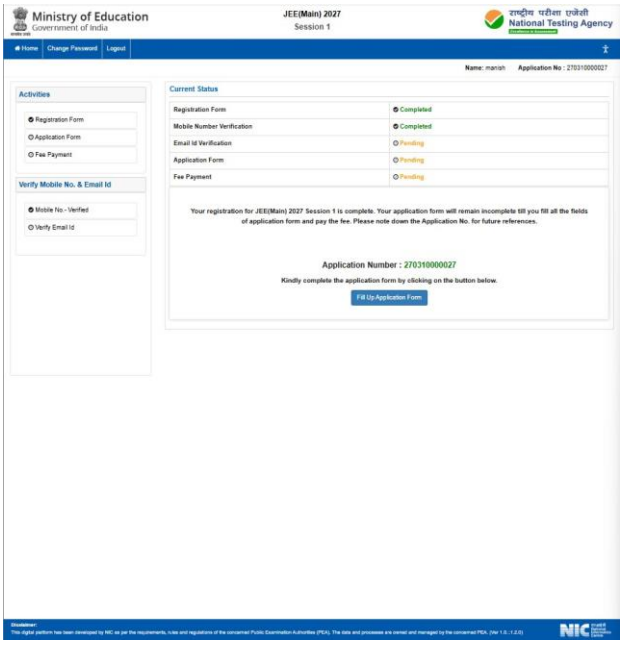

❖ **Current Status of JEE (Main) 2027 Application Form :-**

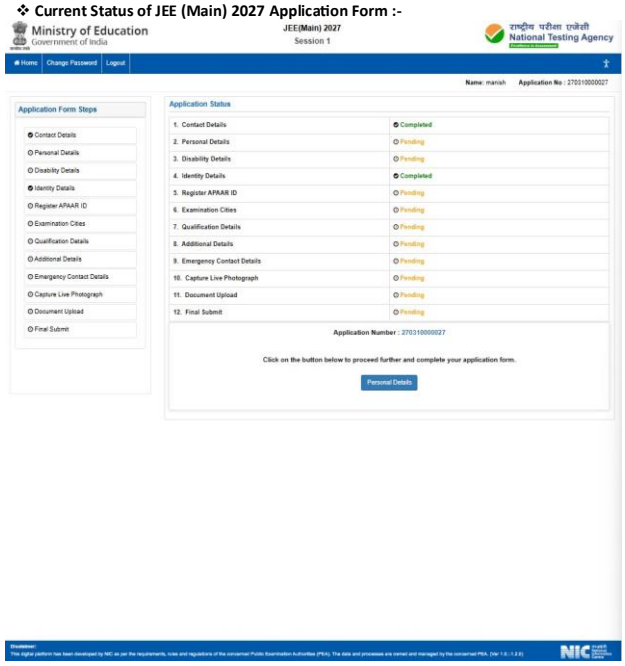

Personal Details Page

❖ **Personal Details Page (Application Form) :-**

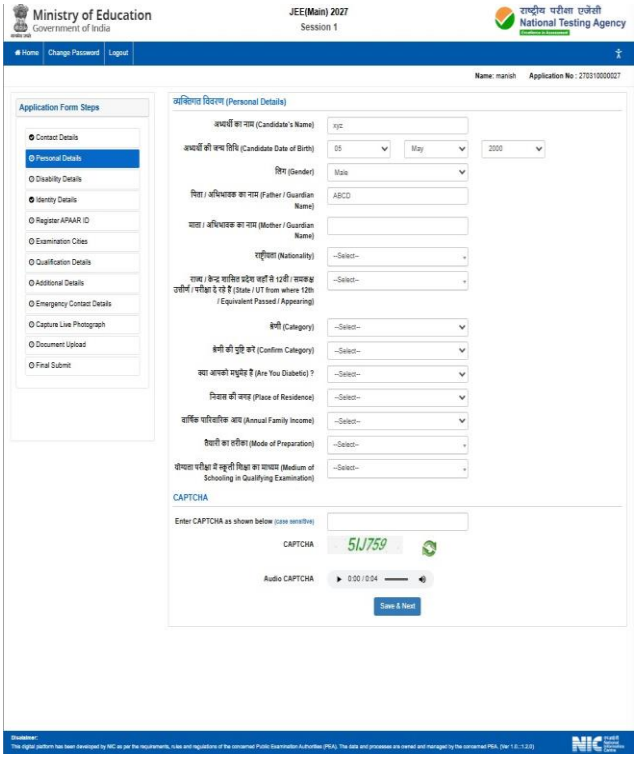

❖ **If you select a category (SC, ST, or OBC), the following four fields will appear:**

- Do you have a valid category certificate issued by an authorized government office?
- Category Certificate ID/Number
- Category Certificate Issue Date
- Name of the Authority Issuing the Category Certificate

If you select the General or Gen-EWS category, the above four fields will not be required.

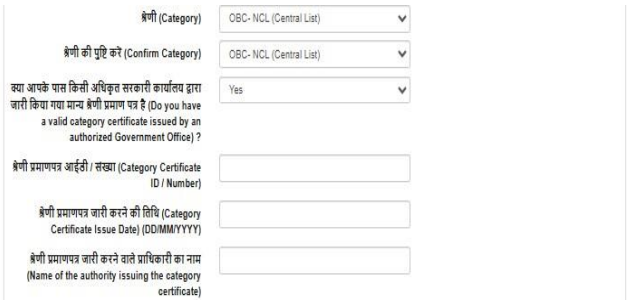

❖ **Personal Details Confirmation Alert SMS :-**

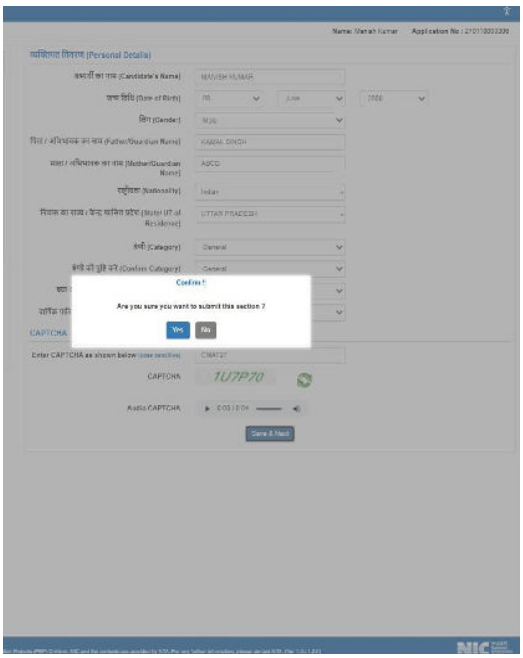

❖ **PwD/PwBD Details Page:-**

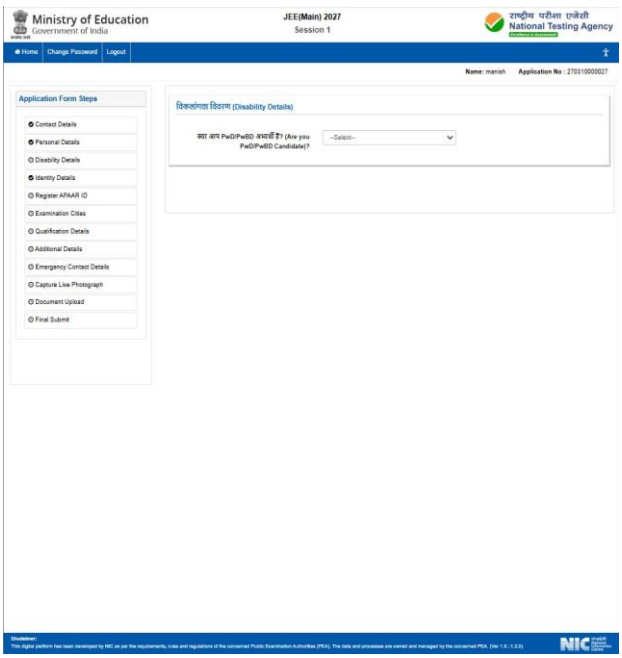

PwD/PwBD Disability Details Page

❖ PwD/PwBD (If Select YES) :-

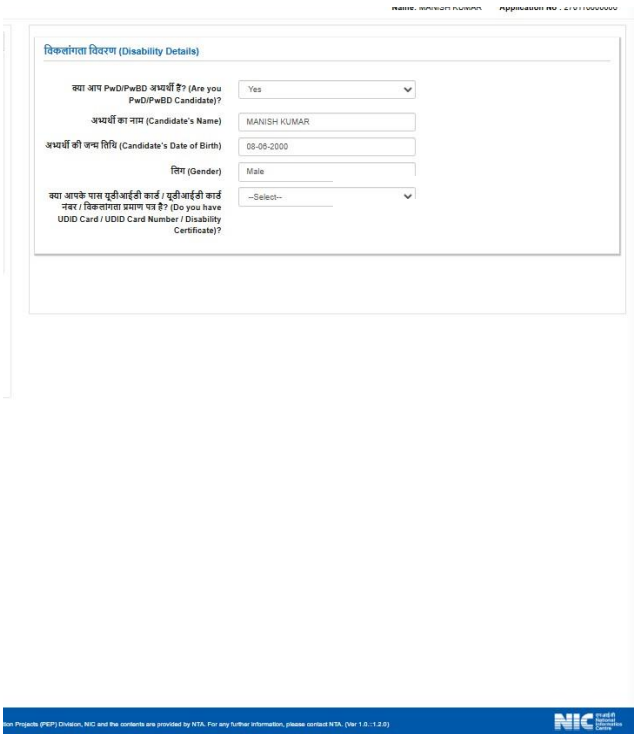

❖ Do you have a UDID Card? (If you select "Yes,")

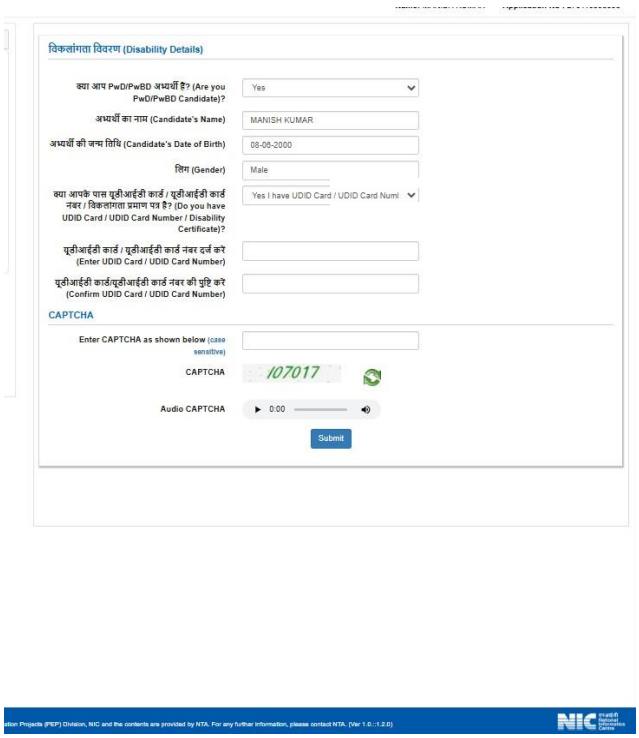

❖ PwD/PwBD Candidates? (If you select "Yes,")

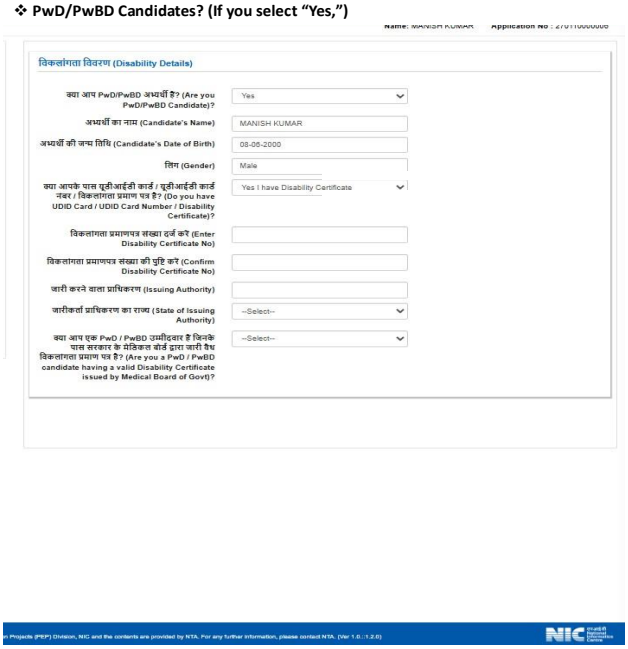

❖ Type of PwD/PwBD (If you select "PwBD with 40% or more disability")

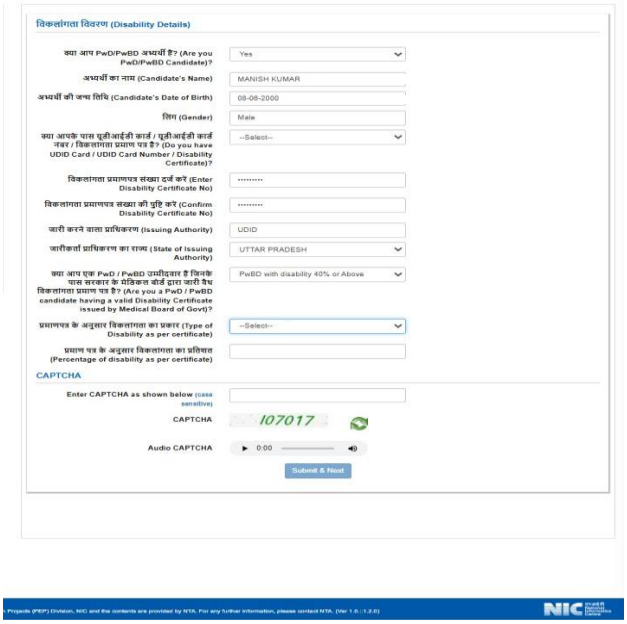

❖ **Type of Disability as per Certificate (If you select any one of the following: "Cerebral Palsy," "Locomotor Disability (Both Arms)," or "Blindness") then :-**

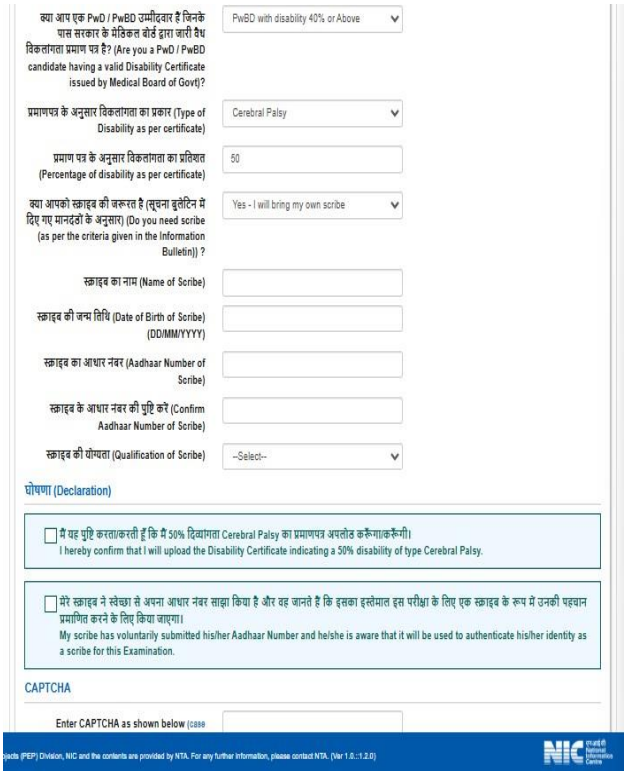

❖ **Type of Disability as per Certificate**
(If you select "Yes – I will bring my own scribe will provide details of scribe")

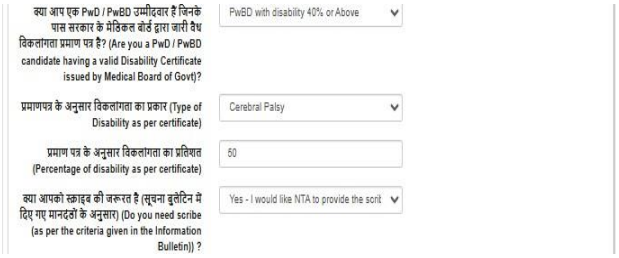

❖ **Type of Disability as per Certificate**
(If you select "Yes – I will bring my own scribe")

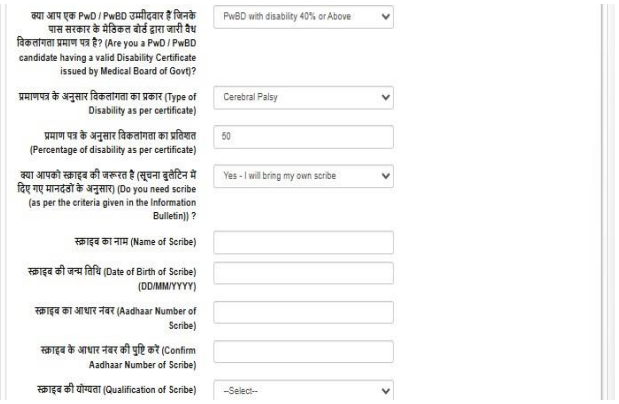

❖ **Type of Disability as per Certificate**
(If you select "Other Category of Persons with Benchmark Disabilities,"
you must specify the difficulty in writing to avail the facility of a scribe and compensatory time.) : -

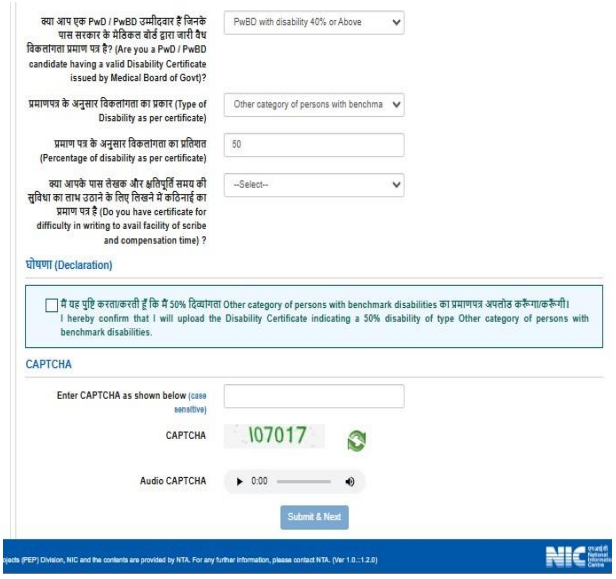

❖ **Type of Disability as per Certificate**

(If you select "Other Category of Persons with Benchmark Disabilities," you must select "Yes" for the question asking whether you have a certificate confirming difficulty in writing to avail the facility of a scribe and compensatory time. If "Yes" is selected, the Scribe and Compensatory Time options will be displayed; otherwise, these options will remain hidden.)

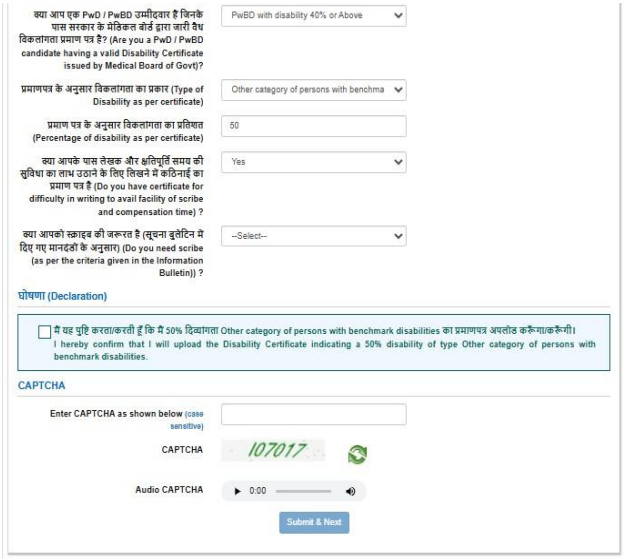

❖ **Type of PwD/PwBD**

(If you select a disability percentage of less than 40%, and choose any one of the following categories: "Cerebral Palsy," "Locomotor Disability (Both Arms)," "Blindness," or "Other Category of Persons with Benchmark Disabilities," you must select "Yes" for the question asking whether you have a certificate confirming difficulty in writing to avail the facility of a scribe and compensatory time.

If "Yes" is selected, the Scribe and Compensatory Time options will be displayed; otherwise, these options will remain hidden.)

❖ **PwD/PwBD Candidates? (If you select "No,")**

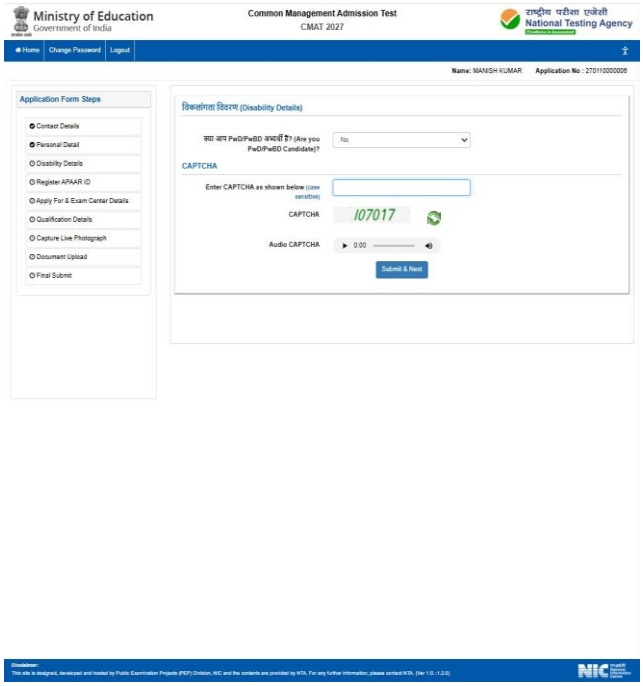

APAAR ID Details Page

❖ **APAAR ID Page: -**

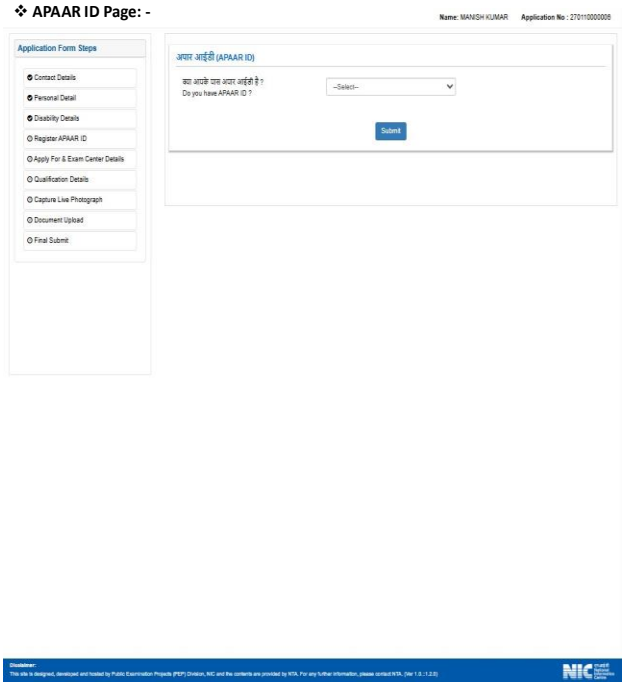

❖ **Do you have an APAAR ID? (If you select "Yes," Confirmation alert SMS:-**

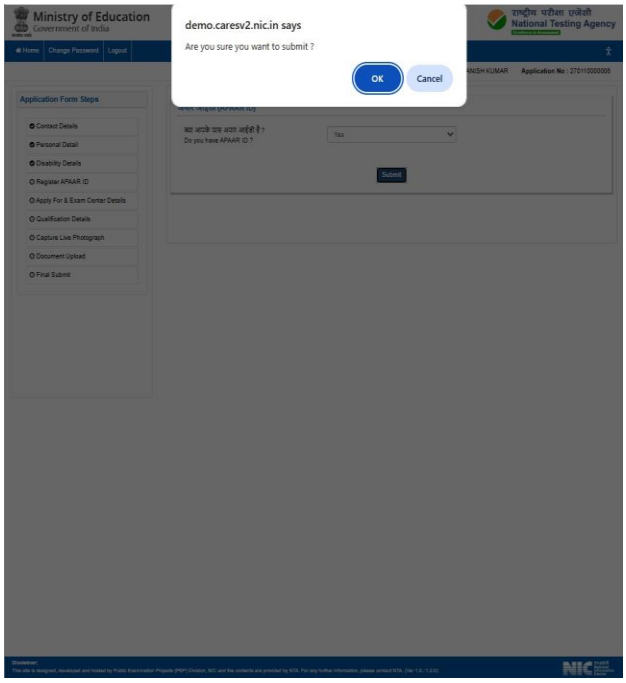

Apply for And Exam Centre Details Page

❖ Do you have an APAAR ID? (If you select "Yes," you will be asked to enter your APAAR ID number.)

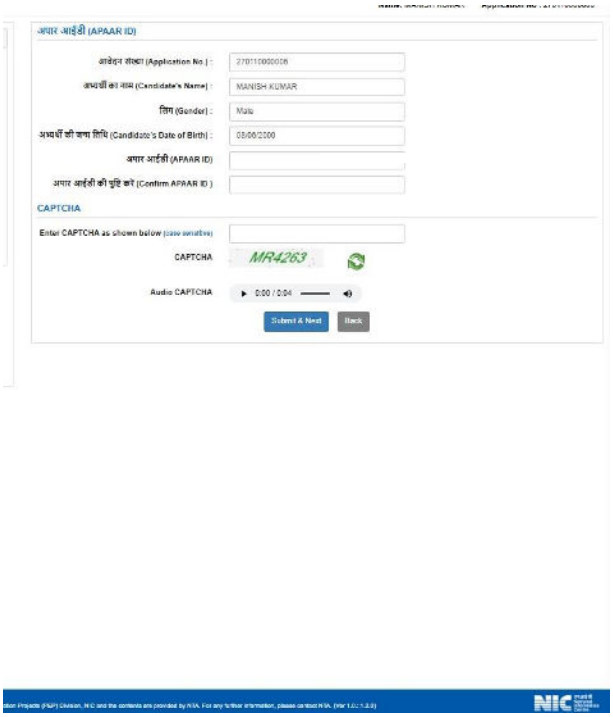

❖ Apply For And Exam Center Details :-

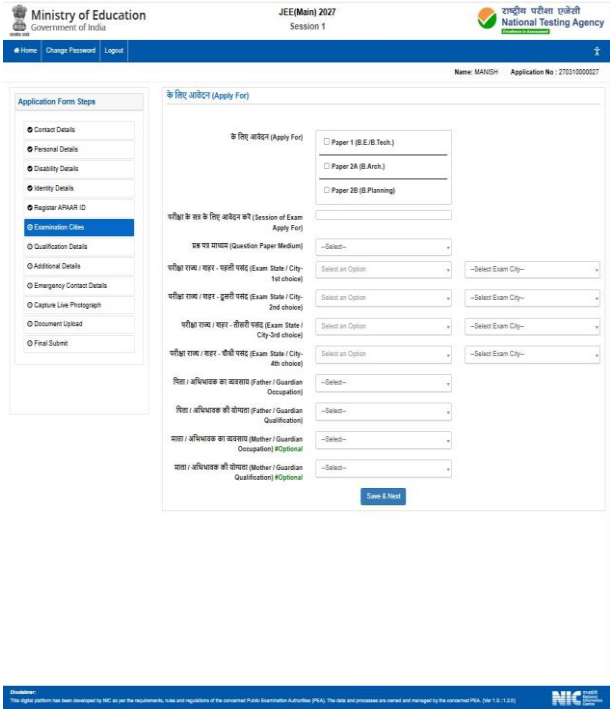

Qualification Details Page

❖ Confirmation Alert SMS After Entering All Correct and Valid Details :-

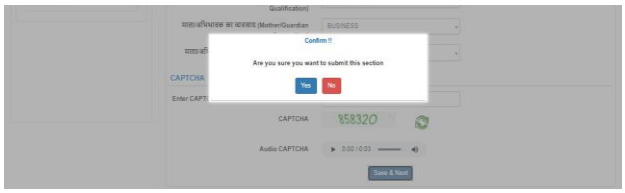

❖ Qualification Details Page :-

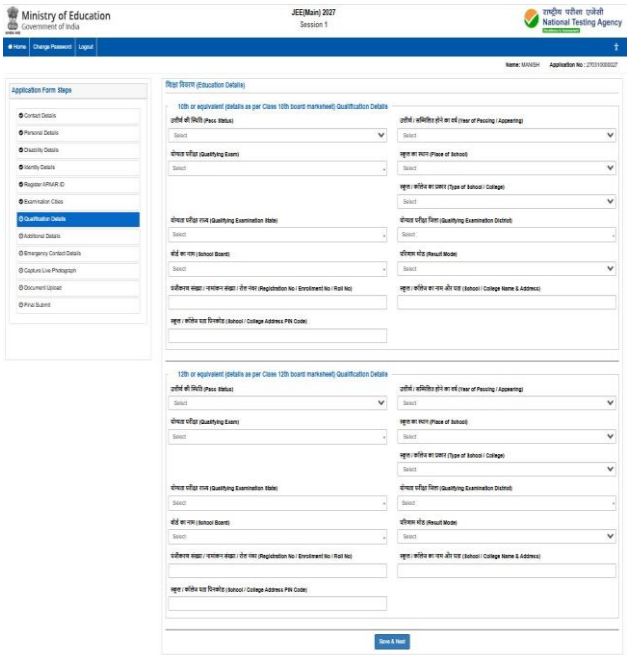

❖ **Additional Details:-**

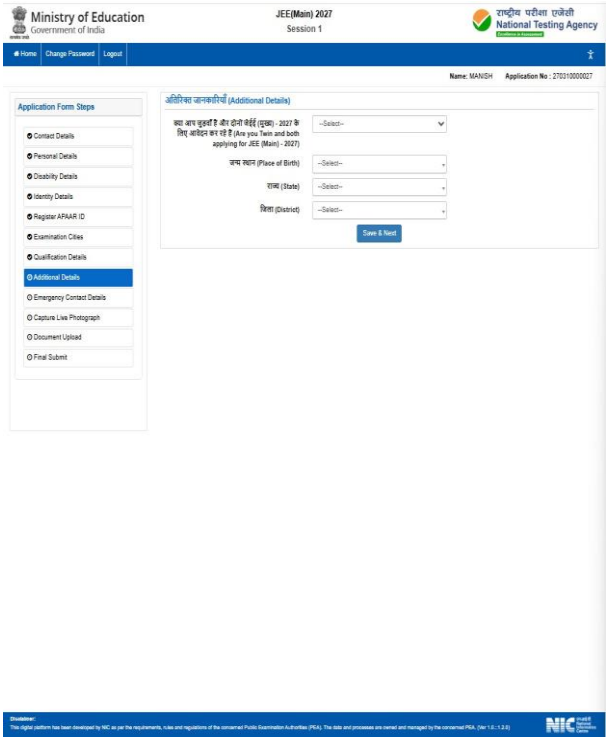

❖ **Additional Details (Select "YES" if You Are a Twin)**

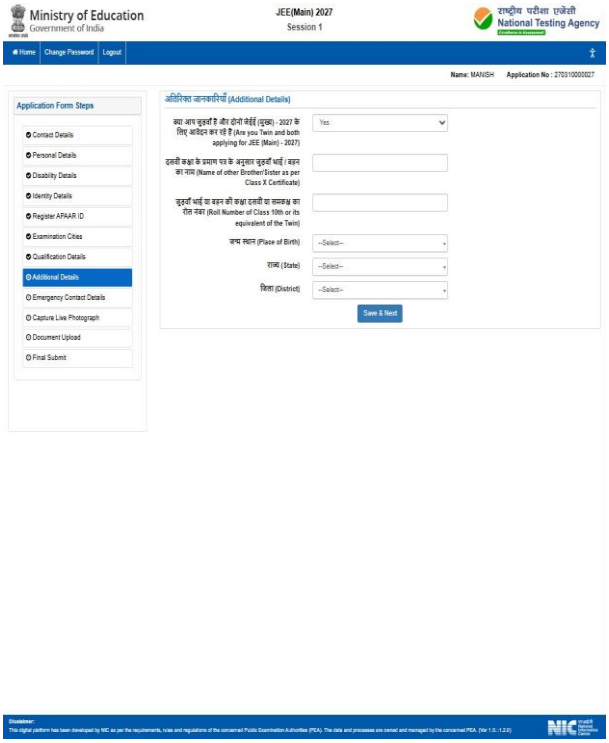

❖ **Emergency Contact Details:-**

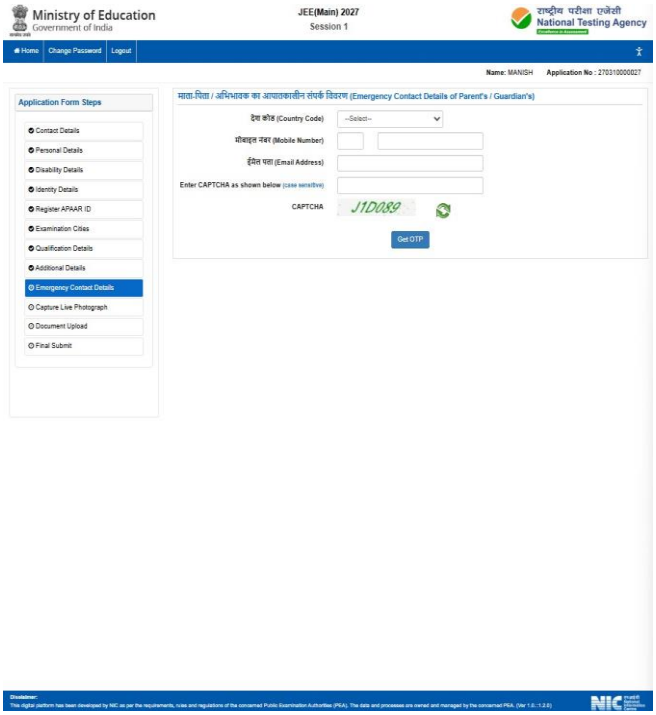

❖ **Emergency Contact Verification via OTP:-**

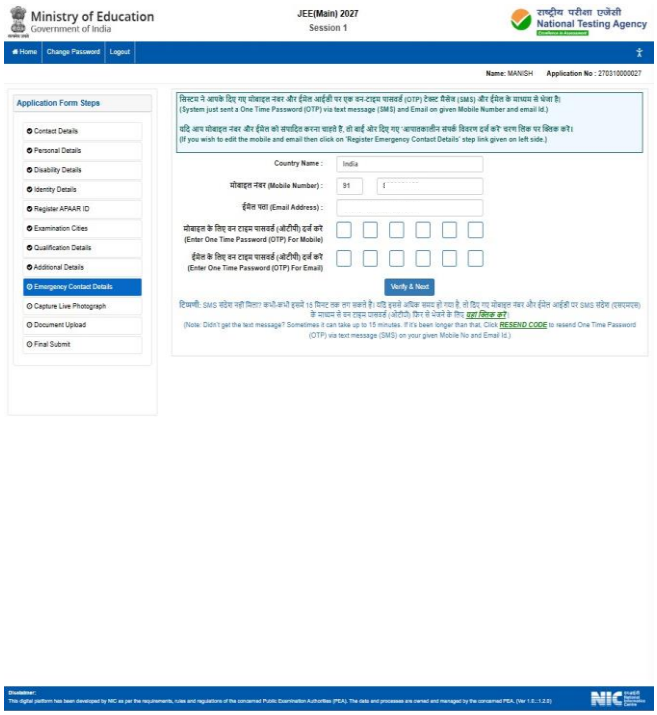

Live Photograph Details Page

❖ **Live Photograph Capture Page :-**

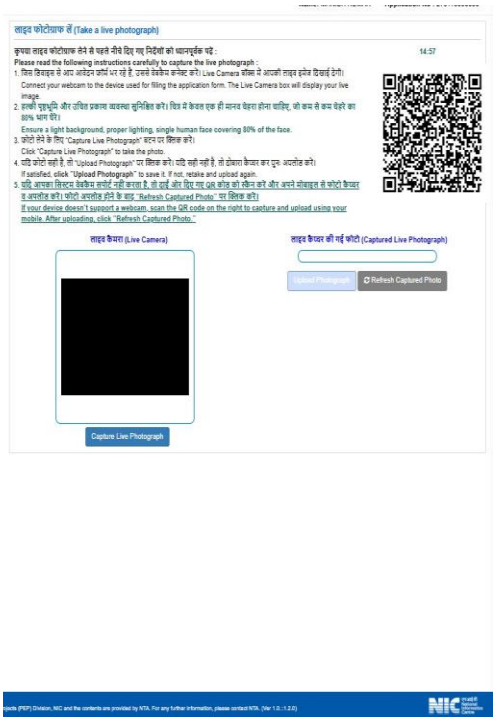

❖ **Informational Alert SMS for Successful Live Photograph Capture :-**

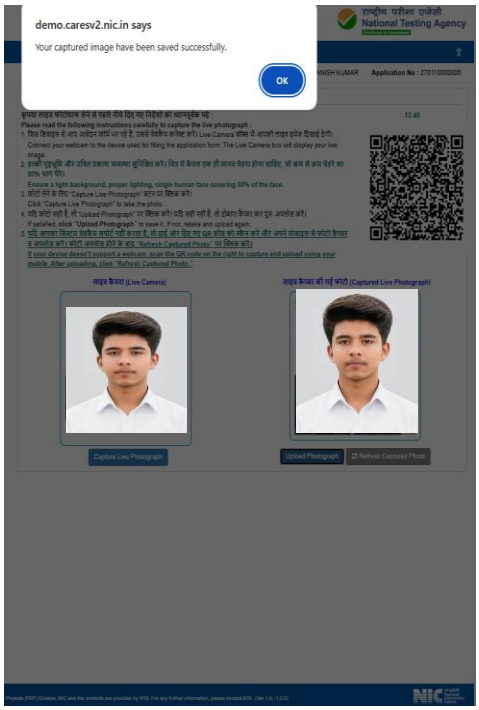

❖ **Live Photograph Mismatch with the Identity Photograph**

(If the live photograph does not match the identity photograph, the following two options will be displayed:)

1. **Recapture the Live Photograph.**
2. **Proceed to Fill the Application Form with the Photograph Mismatch.** (The candidature is liable to be cancelled in the future if impersonation is detected.)

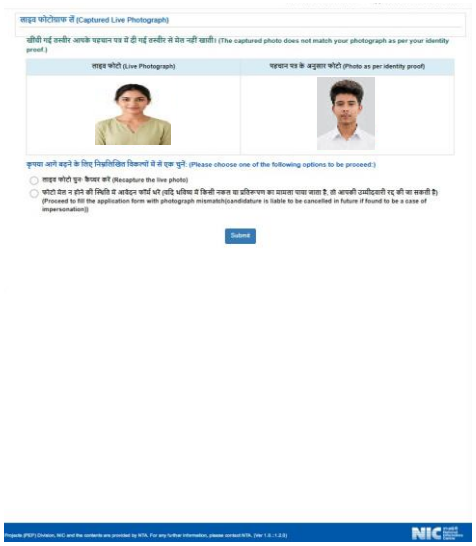

❖ **Live Photograph Match with the Identity Photograph :-**

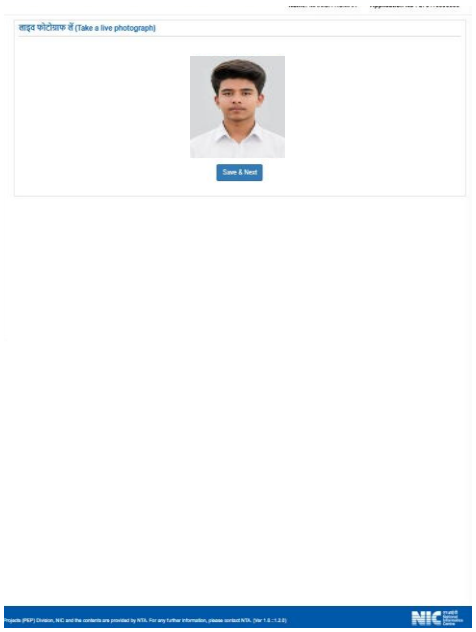

Upload Document Page

❖ Alert SMS After Successful Matching of the Live Photograph with the Identity Photograph

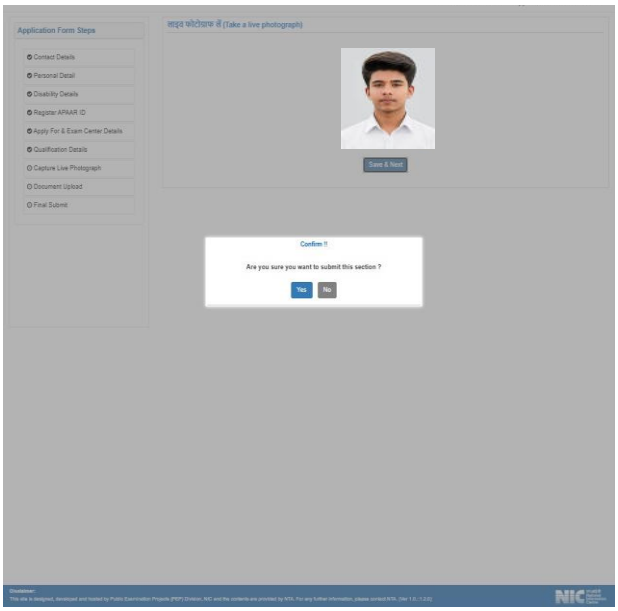

❖ Upload Document Page ;-

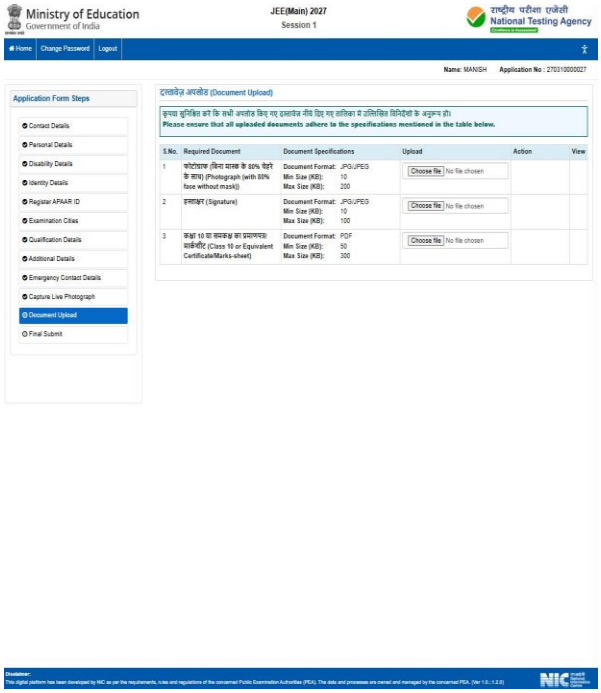

❖ Error Alert SMS When Attempting to Upload a Photograph in PDF Format

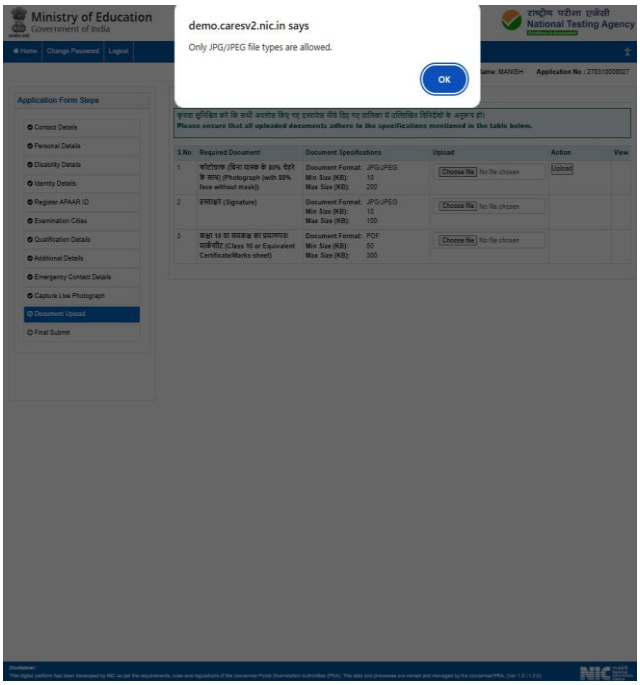

❖ Upload Photograph Mismatch with the Live Photograph

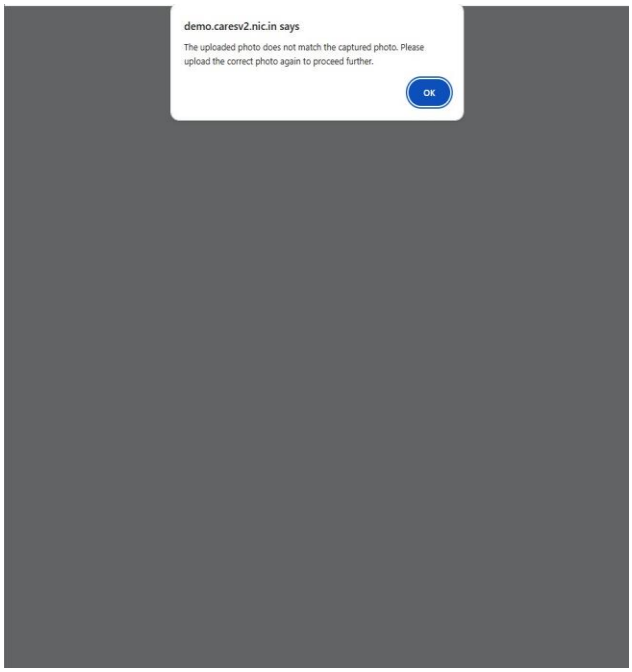

❖ **Upload Photograph Match with the Live Photograph**



❖ **Alert SMS After Successfully Uploading All Documents**

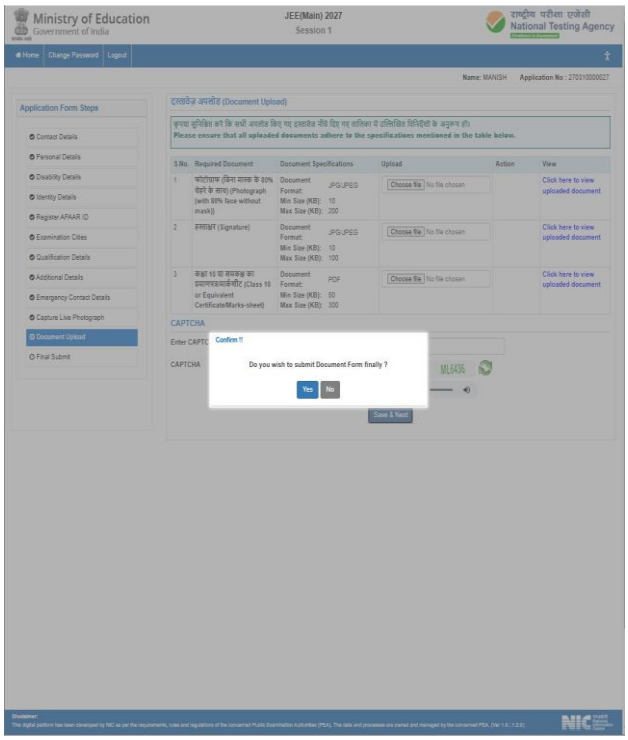

❖ **Confirmation Alert SMS :-**

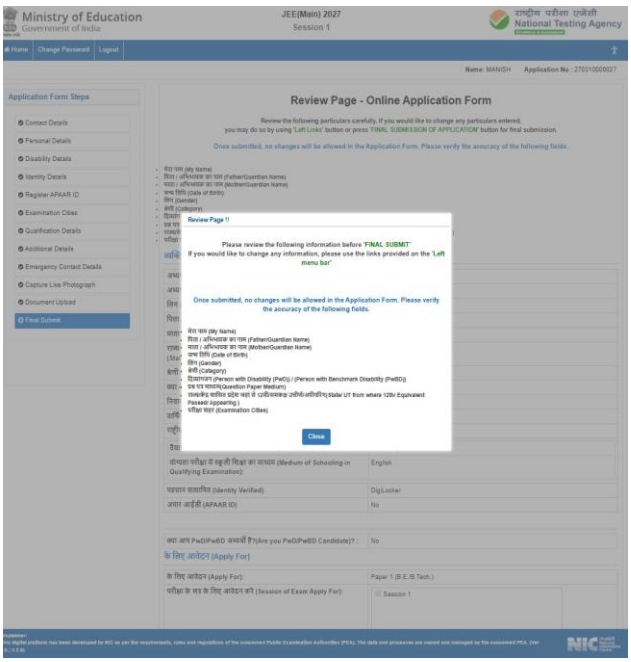

❖ **Application Review Page 1 :-**

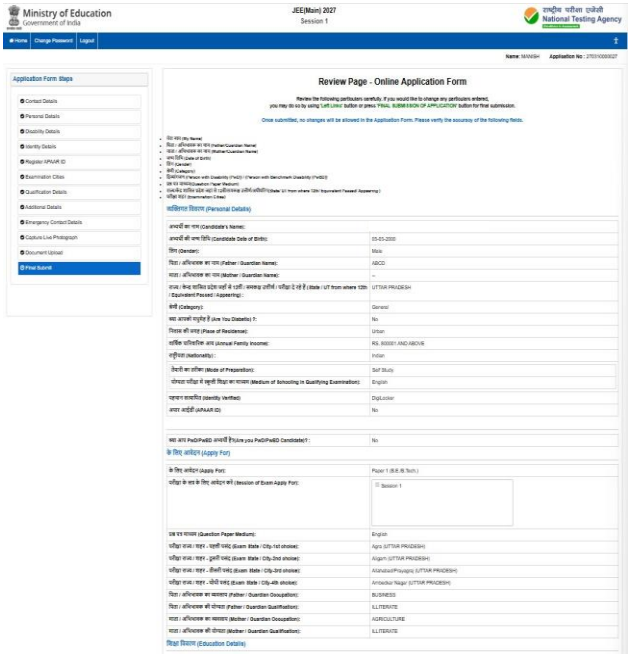

❖ **Application Review Page 2 :-**

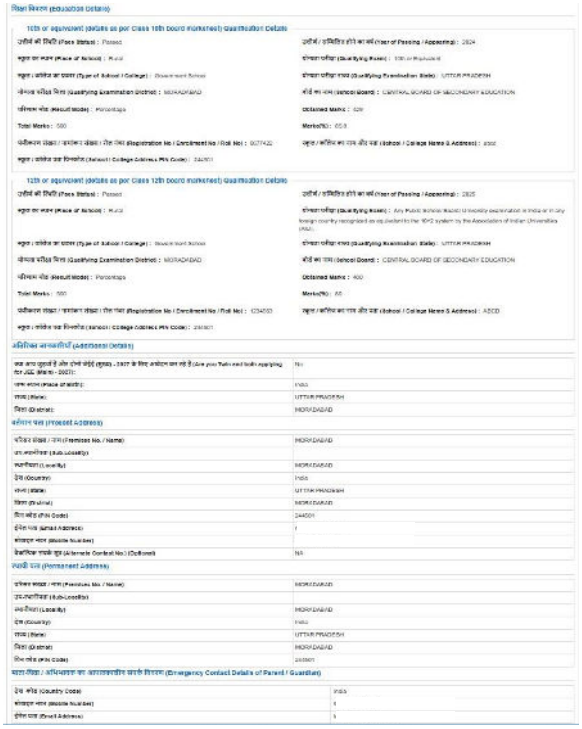

❖ **Application Review Page 3 :-**

❖ **Email ID Verification Page 1 :-**

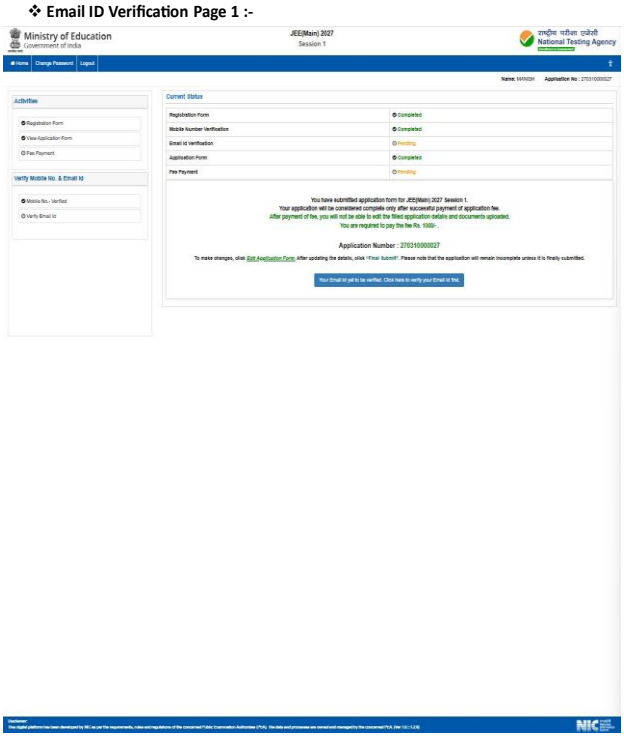

❖ **Email ID Verification Page 2 :-**

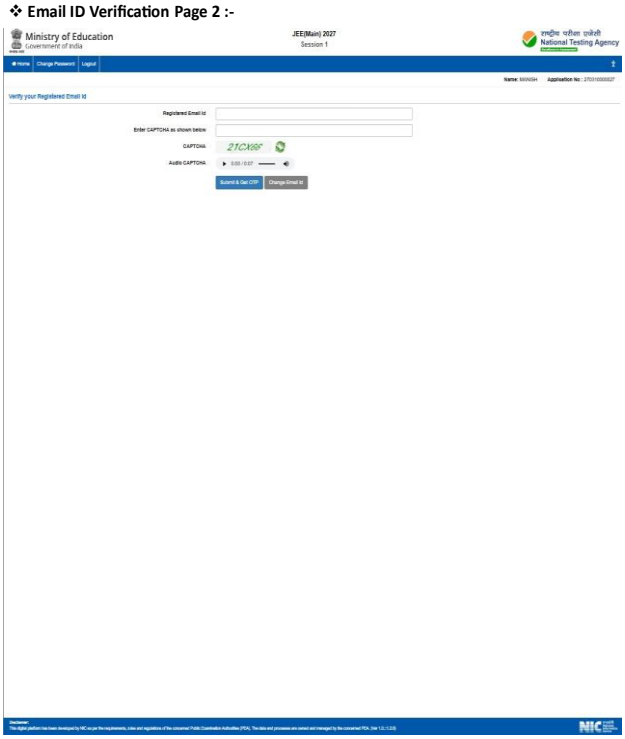

❖ **Email ID Verification via OTP**

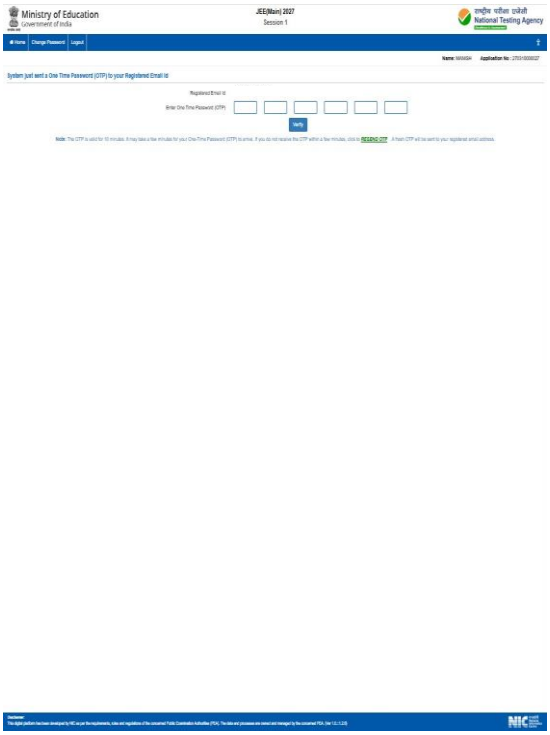

❖ **Email ID Verification Complete Alert SMS: -**

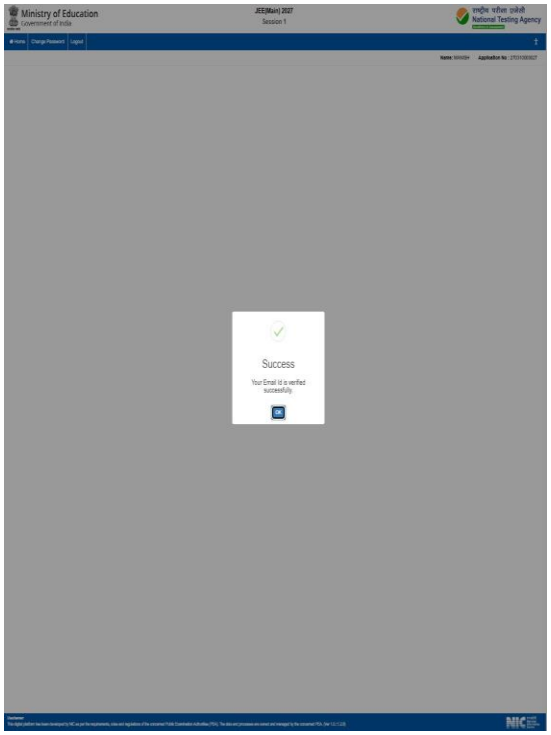

❖ **Examination Fee Page:-**

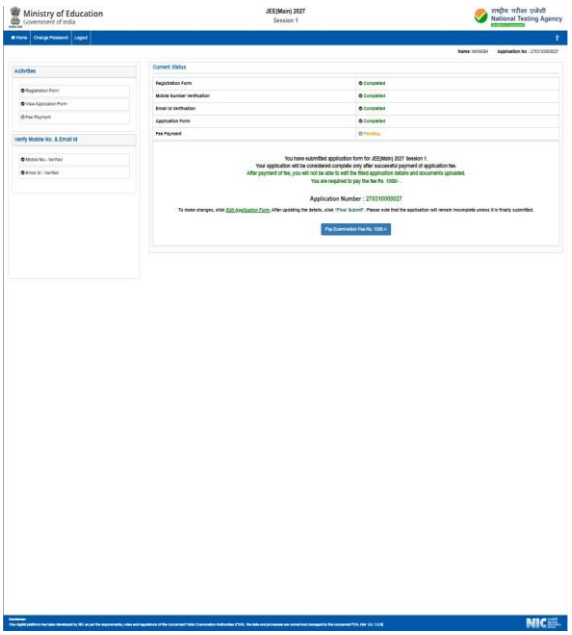

❖ **Examination Fee Payment Page:-**

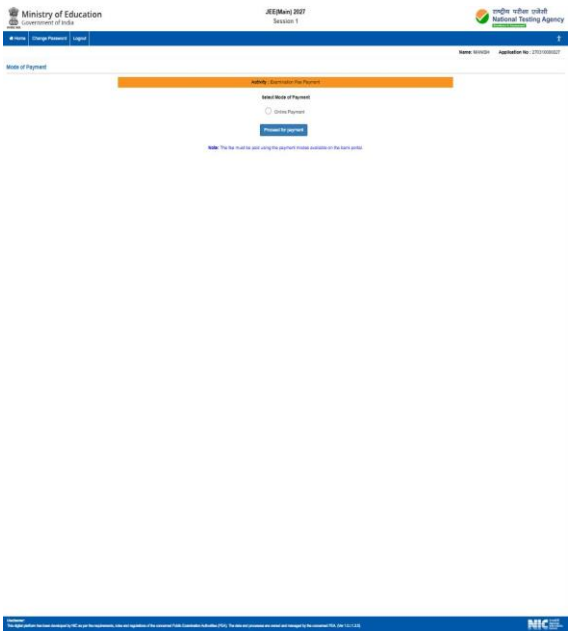

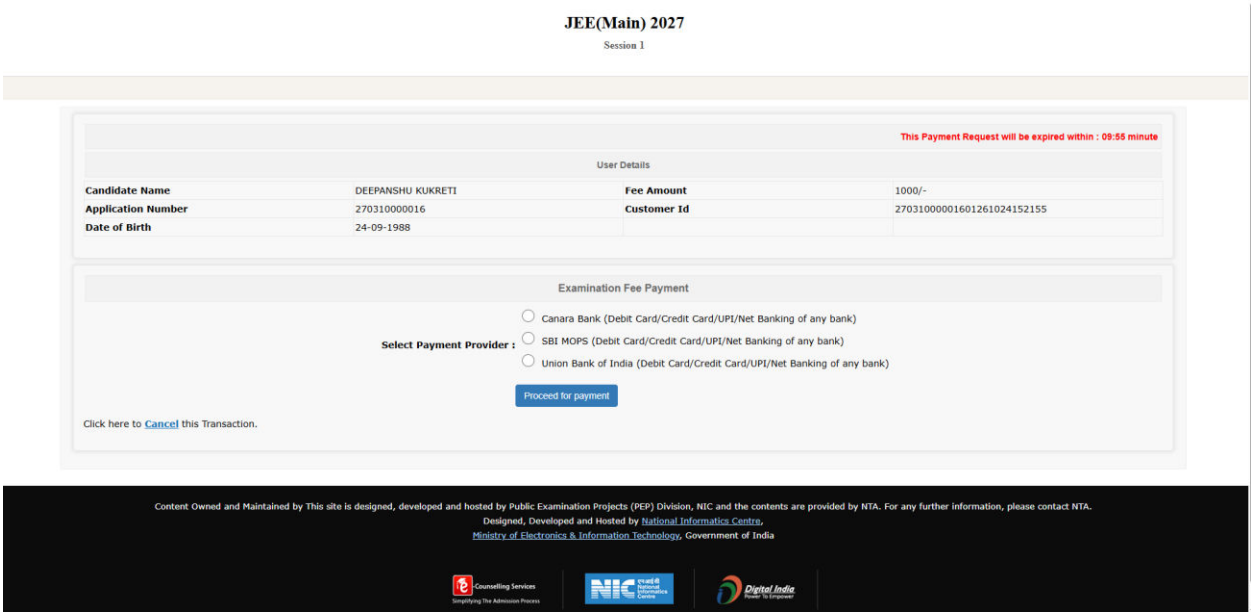
JEE(Main) 2027
Session 1
This Payment Request will be expired within : 09:55 minute
User Details
Candidate Name
DEEPANSHU KUKRETI
Fee Amount
1000/-
Application Number
270310000016
Customer Id
270310000016012610241521 55
Date of Birth
24-09-1988
Examination Fee Payment
Select Payment Provider :
Canara Bank (Debit Card/Credit Card/UPI/Net Banking of any bank)
SBI MOPS (Debit Card/Credit Card/UPI/Net Banking of any bank)
Union Bank of India (Debit Card/Credit Card/UPI/Net Banking of any bank)
Proceed for payment
Click here to Cancel this Transaction.
Content Owned and Maintained by This site is designed, developed and hosted by Public Examination Projects (PEP) Division, NIC and the contents are provided by NTA. For any further information, please contact NTA.
Designed, Developed and Hosted by National Informatics Centre,
Ministry of Electronics & Information Technology, Government of India

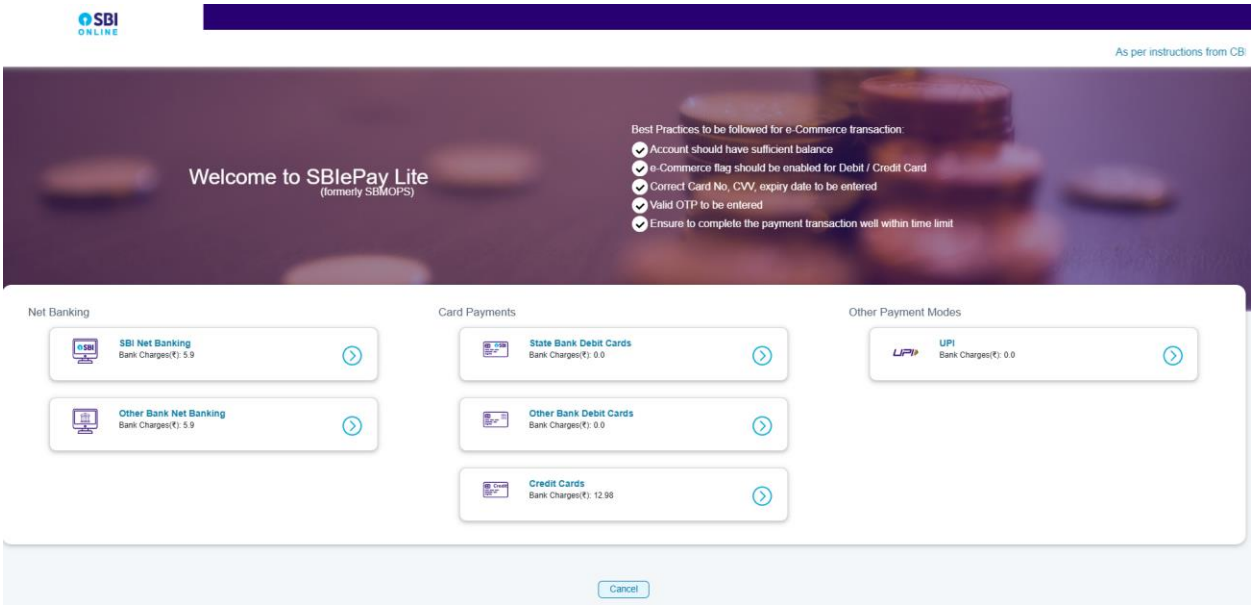
SBI ONLINE
As per instructions from CBI
Welcome to SBIePay Lite
(formerly SBIMOPS)
Best Practices to be followed for e-Commerce transaction:
Account should have sufficient balance
e-Commerce flag should be enabled for Debit / Credit Card
Correct Card No, CVV, expiry date to be entered
Valid OTP to be entered
Ensure to complete the payment transaction well within time limit
Net Banking
SBI Net Banking
Bank Charges(₹): 5.9
Other Bank Net Banking
Bank Charges(₹): 5.9
Card Payments
State Bank Debit Cards
Bank Charges(₹): 0.0
Other Bank Debit Cards
Bank Charges(₹): 0.0
Credit Cards
Bank Charges(₹): 12.98
Other Payment Modes
UPI
Bank Charges(₹): 0.0
Cancel

JEE MAIN

Complete transaction within next 04:54 mins

Payment Details

Your Reference Number	Amount	NAME
27031000001601261024152507	1000	DEEPANSHU KUKRETI
Currency Type	Amount in words	
INR	One Thousand Rupees only	

As per NPCI guidelines UPI Collect feature using VPA ID has been disabled. All the UPI payments will be processed through QR.

CONFIRM RESET

Click here to abort this transaction and return to the JEE MAIN site

SBI ONLINE

Welcome, Last site visit: IST

Welcome to SBI ePay Lite (formerly SBMOPS)

JEE MAIN

Complete transaction within next 04:11 mins

Payment Details

Your Reference Number	Amount	NAME
27031000001601261024152507	1000	DEEPANSHU KUKRETI
Currency Type	Amount in words	
INR	One Thousand Rupees only	

Use your GSTIN for claiming input tax (Optional) View More

Please Note: Additional charges may apply for payments mode via Credit Card, Credit Line or Pre-Paid instruments using UPI.

Please enter your GST details on the screen. You will not able to update them after processing further.

SUBMIT RESET

Click here to abort this transaction and return to the JEE MAIN site

SBI ONLINE

Your site visit : 24-Oct-2020 [03:28 PM IST]

Welcome to SBI ePay Lite (formerly SBMOPS)

Remittance Information

Complete transaction within next 02:49 mins

What to do next ?

Open your bank or UPI app on your smart phone & complete your payment. Post Completion of payment, please wait for some time until payment status is updated in this SBIePay Lite Page.

Remittance Information Form

SBI Reference number	Merchant Reference No
CPAHKTOLN5	27031000001601261024152507
Amount to be Remitted	Transaction Status
Rs 1000 /-	Collect Request Initiated Successfully

QR Code

Please note that this is only a remittance form not an acknowledgement of remittance.

CANCEL TRANSACTION

This Transaction request will expire after 02:49 minutes. Please approve the transaction in your respective UPI App within this period.

© Copyright State Bank of India.

Site best viewed at 1280 x 720 resolution in Microsoft Edge 100+, Mozilla 100+, Google Chrome 115+

Privacy Statement | Disclosure | Terms of Service (Terms & Conditions)

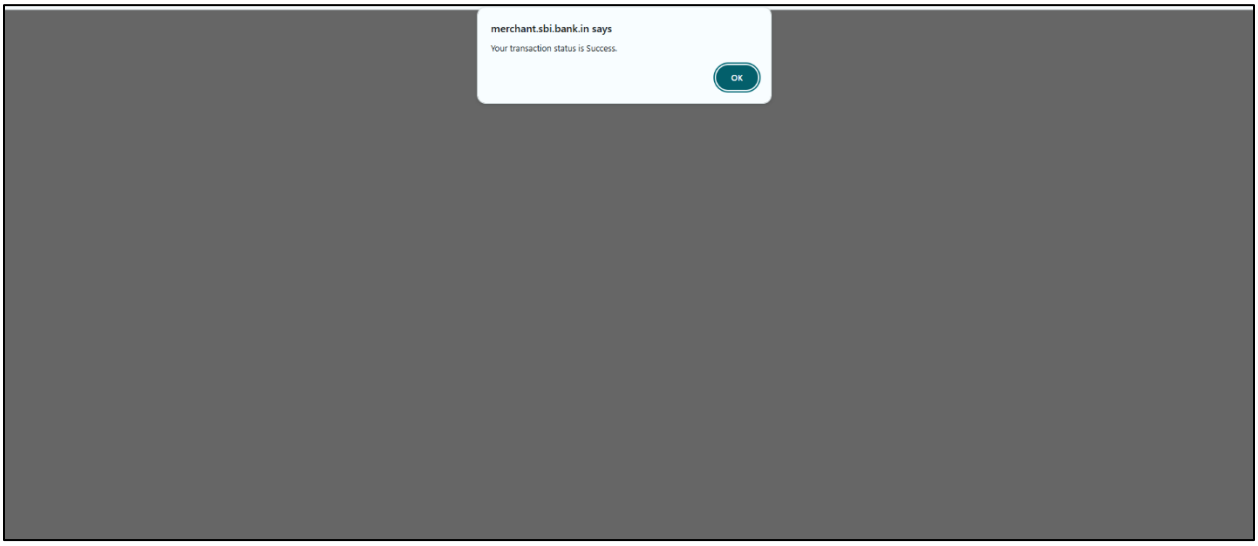
merchant.sbi.bank.in says
Your transaction status is Success.
OK

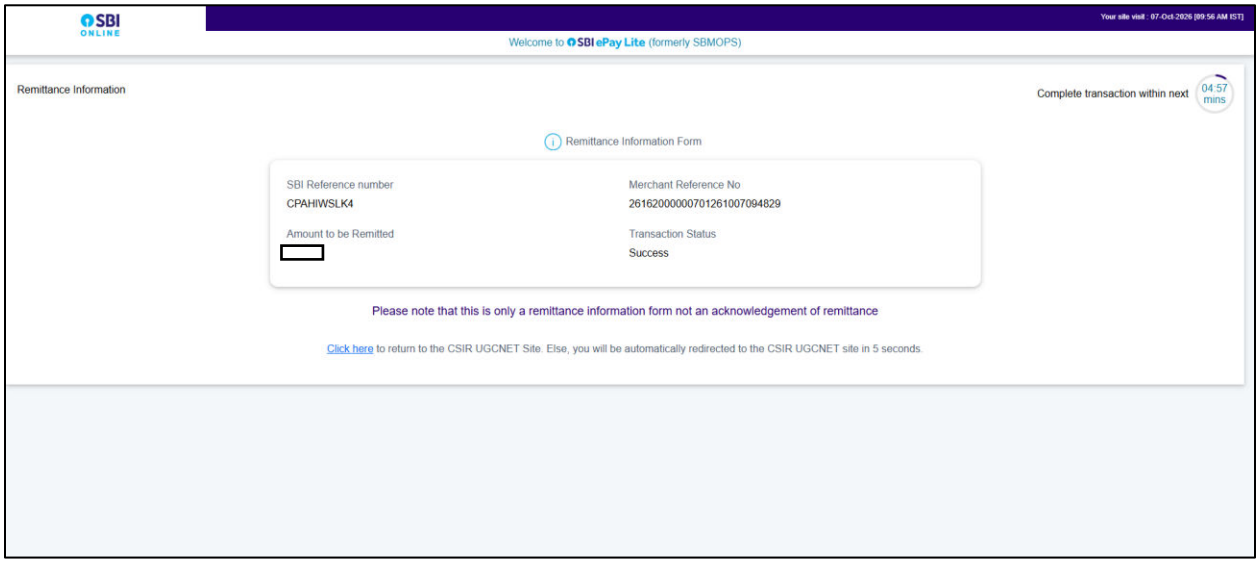
SBI ONLINE
Your site visit : 07-Oct-2026 [09:56 AM IST]
Welcome to SBI ePay Lite (formerly SBMOPS)
Remittance Information
Complete transaction within next
04:57 mins
Remittance Information Form
SBI Reference number
CPAHIWSLK4
Merchant Reference No
261620000007012610070948 29
Amount to be Remitted
Transaction Status
Success
Please note that this is only a remittance information form not an acknowledgement of remittance
Click here to return to the CSIR UGCNET Site. Else, you will be automatically redirected to the CSIR UGCNET site in 5 seconds.

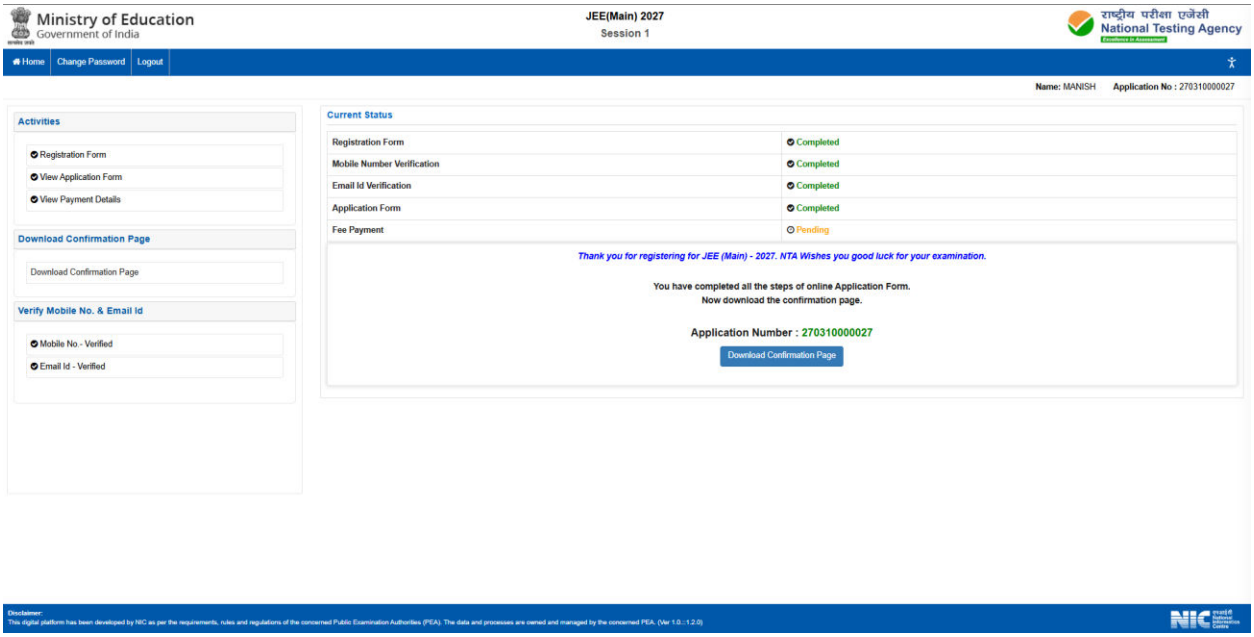
Ministry of Education
Government of India
JEE(Main) 2027
Session 1
राष्ट्रीय परीक्षा एजेंसी
National Testing Agency
Home
Change Password
Logout
Name: MANISH
Application No : 270310000027
Activities
Registration Form
View Application Form
View Payment Details
Download Confirmation Page
Download Confirmation Page
Verify Mobile No. & Email Id
Mobile No. - Verified
Email Id - Verified
Current Status
Registration Form
Completed
Mobile Number Verification
Completed
Email Id Verification
Completed
Application Form
Completed
Fee Payment
Pending
Thank you for registering for JEE (Main) - 2027. NTA Wishes you good luck for your examination.
You have completed all the steps of online Application Form.
Now download the confirmation page.
Application Number : 270310000027
Download Confirmation Page
Disclaimer:
This digital platform has been developed by NIC as per the requirements, rules and regulations of the concerned Public Examination Authorities (PEA). The data and processes are owned and managed by the concerned PEA. (Ver 1.0.:.1.2.0)

Click here to send Confirmation Page on your registered e-mail id | Click here to download Confirmation Page | Click here to go back

Ministry of Education
Government of India

JEE(Main) 2027
Session 1
Confirmation Page

राष्ट्रीय परीक्षा एजेंसी
National Testing Agency
Excellence in Assessment

Application Number	**270310000027**		-

DO NOT SEND THIS PAGE TO NATIONAL TESTING AGENCY (NTA).

CANDIDATE IS REQUESTED TO RETAIN THE PRINTOUT OF CONFIRMATION PAGE FOR FUTURE REFERENCE.

व्यक्तिगत विवरण (Personal Details)

अभ्यर्थी का नाम (Candidate's Name)	: MANISH	अभ्यर्थी की जन्म तिथि (Candidate Date of Birth)	: 05-05-2000
माता / अभिभावक का नाम (Mother / Guardian Name)	: -	लिंग (Gender)	: Male
पिता / अभिभावक का नाम (Father / Guardian Name)	: ABCD	राष्ट्रीयता (Nationality)	: Indian
राज्य / केन्द्र शासित प्रदेश जहाँ से 12वीं / समकक्ष उत्तीर्ण / परीक्षा दे रहे हैं (State / UT from where 12th / Equivalent Passed / Appearing)	: UTTAR PRADESH	श्रेणी (Category)	: General
निवास की जगह (Place of Residence)	: Urban	वार्षिक पारिवारिक आय (Annual Family Income)	: RS. 800001 AND ABOVE
क्या आपको मधुमेह हैं (Are You Diabetic) ?	: No	पहचान सत्यापित (Identity Verified)	: DigiLocker
अपार आईडी (APAAR ID)	: No	तैयारी का तरीका (Mode of Preparation)	: Self Study
		योग्यता परीक्षा में स्कूली शिक्षा का माध्यम (Medium of Schooling in Qualifying Examination)	: English

विकलांगता विवरण (Disability Details)

क्या आप PwD/PwBD उम्मीदवार हैं?(Are you PwD/PwBD Candidate)?	No

के लिए आवेदन (Apply For)

के लिए आवेदन (Apply For):		☑ Paper 1 (B.E./B.Tech.)	
पिता / अभिभावक का व्यवसाय (Father / Guardian Occupation)	: BUSINESS	पिता / अभिभावक की योग्यता (Father / Guardian Qualification)	: ILLITERATE
माता / अभिभावक का व्यवसाय (Mother / Guardian Occupation)	: AGRICULTURE	माता / अभिभावक की योग्यता (Mother / Guardian Qualification)	: ILLITERATE
प्रश्न पत्र माध्यम (Question Paper Medium)	: English	परीक्षा के सत्र के लिए आवेदन करें (Session of Exam Apply For)	: Session 1
परीक्षा राज्य / शहर - पहली पसंद (Exam State / City-1st choice)	: UTTAR PRADESH - Agra	परीक्षा राज्य / शहर - दूसरी पसंद (Exam State / City-2nd choice)	: UTTAR PRADESH - Aligarh
परीक्षा राज्य / शहर - तीसरी पसंद (Exam State / City-3rd choice)	: UTTAR PRADESH - Allahabad/Prayagraj	परीक्षा राज्य / शहर - चौथी पसंद (Exam State / City-4th choice)	: UTTAR PRADESH - Ambedkar Nagar

शिक्षा विवरण (Education Details)

10th or equivalent (details as per Class 10th board marksheet) Qualification Details

उत्तीर्ण की स्थिति (Pass Status)	: Passed	उत्तीर्ण / सम्मिलित होने का वर्ष (Year of Passing / Appearing)	: 2024
स्कूल का स्थान (Place of School)	: Rural	योग्यता परीक्षा (Qualifying Exam)	: 10th or Equivalent
स्कूल / कॉलेज का प्रकार (Type of School / College)	: Government School	योग्यता परीक्षा राज्य (Qualifying Examination State)	: UTTAR PRADESH
योग्यता परीक्षा जिला (Qualifying Examination District)	: MORADABAD	बोर्ड का नाम (School Board)	: CENTRAL BOARD OF SECONDARY EDUCATION
परिणाम मोड (Result Mode)	: Percentage	Obtained Marks	: 429
Total Marks	: 500	Marks(%)	: 85.8
पंजीकरण संख्या / नामांकन संख्या / रोल नंबर (Registration No / Enrollment No / Roll No)	: 0677422	स्कूल / कॉलेज का नाम और पता (School / College Name & Address)	: abcd
स्कूल / कॉलेज पता पिनकोड (School / College Address PIN Code)	: 244501		

12th or equivalent (details as per Class 12th board marksheet) Qualification Details

उत्तीर्ण की स्थिति (Pass Status)	: Passed	उत्तीर्ण / सम्मिलित होने का वर्ष (Year of Passing / Appearing)	: 2025
स्कूल का स्थान (Place of School)	: Rural	योग्यता परीक्षा (Qualifying Exam)	: Any Public School/ Board/ University examination in India or in any foreign country recognized as equivalent to the 10+2 system by the Association of Indian Universities (AIU).
स्कूल / कॉलेज का प्रकार (Type of School / College)	: Government School	योग्यता परीक्षा राज्य (Qualifying Examination State)	: UTTAR PRADESH
योग्यता परीक्षा जिला (Qualifying Examination District)	: MORADABAD	बोर्ड का नाम (School Board)	: CENTRAL BOARD OF SECONDARY EDUCATION
परिणाम मोड (Result Mode)	: Percentage	Obtained Marks	: 400
Total Marks	: 500	Marks(%)	: 80
पंजीकरण संख्या / नामांकन संख्या / रोल नंबर (Registration No / Enrollment No / Roll No)	: 1234563	स्कूल / कॉलेज का नाम और पता (School / College Name & Address)	: ABCD
स्कूल / कॉलेज पता पिनकोड (School / College Address PIN Code)	: 244501		

अतिरिक्त जानकारियाँ (Additional Details)

क्या आप जुड़वाँ हैं और दोनों जेईई (मुख्य) - 2027 के लिए आवेदन कर रहे हैं (Are you Twin and both applying for JEE (Main) - 2027)	: No	जन्म स्थान (Place of Birth)	/ राज्य (State) / जिला (District): India / UTTAR PRADESH / MORADABAD

वर्तमान पता (Present Address)	
परिसर संख्या / नाम (Premises No. / Name), उप-स्थानीयता (Sub-Locality), स्थानीयता (Locality)	MORADABAD, MORADABAD
जिला (District), राज्य (State), देश (Country), पिन कोड (PIN Code)	MORADABAD, UTTAR PRADESH, India, 244501
ईमेल पता (Email Address)	
मोबाइल नंबर (Mobile Number)	
वैकल्पिक संपर्क सूत्र (Alternate Contact No.) (Optional)	NA

Images Uploaded & Captured by Candidate

Photo	Signature	Captured Live Photograph

Fee Payment Details

Activity	Application No	Reference No	Transaction Date	Amount	Customer ID	Payment Mode
Application fee	270310000027	txn000000001	Oct 24 2026 3:12PM	1000	2703100000270001	EPG

Information Bulletin

National Testing Agency

(An autonomous body organization under the Department of Higher Education, Ministry of Education, Government of India)

Address for Correspondence
5th Floor, Government of India Press,
Minto Road, New Delhi- 110002

Help Line: For Technical support, Contact following during working days between 10:00 am to 05:00 pm

www.nta.ac.in
jeemain.nta.ac.in
011-40759000